

B
GC

International Atomic Energy Agency

GOV/2604-GC(XXXVI)/1012
17 August 1992

BOARD OF GOVERNORS GENERAL CONFERENCE

GENERAL Distr.
Original: ENGLISH

STAFFING OF THE AGENCY'S SECRETARIAT

Implementation of General Conference resolution GC(XXV)/RES/386

1. In accordance with paragraph 3 of resolution GC(XXV)/RES/386 and paragraph 2 of resolution GC(XXXV)/RES/564, the Director General presents, in the Annexes hereto, statistical data on the Professional staffing situation in the Secretariat.
2. In the light of the discussion under this agenda item in the Board of Governors in September 1990, the reference dates from 1991 onwards have been changed from 1 September to 1 August in order to ensure earlier distribution of the document. The reference dates now include 1 September 1989, in order to provide comparative data for the four-year periods specified in GC(XXV)/RES/386 and GC(XXXIII)/RES/521.
3. The tables are similar in substance to those provided last year, in document GOV/2536-GC(XXXV)/968 except for inclusion of the reference date of 1989-09-01. The charts have been prepared to reflect greater clarity of data and to comply with the last phrase in paragraph 3 of resolution GC(XXXIV)/RES/541, which calls for reports reflecting "the percentage of posts held by nationals of developing countries both region-wise and as a whole from year to year". As there is no generally accepted definition of "developing country" within the Agency, the relevant charts are based on a division of countries into those which are members of the Group of 77 - to which most developing countries belong - and those which do not.
4. The information on applications received is presented this year in both chart and table format to indicate applications received from outside applicants by gender and country for those vacancies for which recruitment action was completed during the reference period, and to show applications received in response to safeguards inspector vacancy notices during the reference period.
5. As in the past, the data relate to staff members in posts that are subject to geographical distribution; staff in linguistic posts (i.e. interpreters, revisers, translators and editors) and shared-cost posts are only covered in Annex VI. Of the 653 regular staff members in the Professional and higher categories, 597 are in posts subject to geographical

distribution. However, again as in the past, information is also given on cost-free experts, extra-budgetary staff and consultants, provided they were being employed by the Agency on 1 August 1992 and their term of employment was six months or longer.

6. Data on the staffing of the Department of Safeguards is provided in two separate Annexes.

7. The data presented in Annexes I to XI are as follows:

- Annex I - Professional and higher category staff by area and country;
- Annex II - Professional and higher category staff by area (in terms of total numbers and percentages);
- Annex III - Professional and higher category staff from Member States belonging to the Group of 77 and from other Member States (in terms of total numbers and percentages);
- Annex IV - Senior Staff (i.e. Directors and Deputy Directors General), from Member States belonging to the Group of 77 and from other Member States (in terms of total numbers and percentages);
- Annex V - Professional and higher category staff by gender (in terms of total numbers and percentages);
- Annex VI - Professional and higher category staff with a contract of six months or longer (Exempted Regular Staff, Temporary Staff, Cost-Free Experts, Extra-Budgetary Staff and Consultants);
- Annex VII - Outside applications received for vacant posts in the Professional and higher categories for which the selection was completed for the period 2 August 1991 to 1 August 1992 from Member States belonging to the Group 77 and from other Member States;
- Annex VIII - Outside applications received for vacant posts in the Professional and higher categories for which the selection was completed for the period 2 August 1991 to 1 August 1992 (by country and gender);
- Annex IX - Professional and higher category staff by type of contract;
- Annex X - Professional and higher category staff by area and country: Department of Safeguards;
- Annex XI - Number of outside applications received in response to safeguards inspector vacancy notices during the period 2 August 1991 to 1 August 1992.

Abbreviations used in the Annexes:

DGO	Director General's Office and Secretariat of the Policy-making Organs
AD	Department of Administration
RI	Department of Research and Isotopes
SG	Department of Safeguards
TC	Department of Technical Co-operation
NE	Department of Nuclear Energy and Safety

PROFESSIONAL AND HIGHER CATEGORY STAFF BY AREA AND COUNTRY

COUNTRIES (tentatively arranged by geographical area)	1 SEPTEMBER 1981 TOTAL	1 SEPTEMBER 1985 TOTAL	1 SEPTEMBER 1989 TOTAL	1 August 1991							1 August 1992							COMPARED TO				
				DDG	D	P-5	P-4	P-3	P-2	P-1	TOTAL	DDG	D	P-5	P-4	P-3	P-2	P-1	TOTAL	1981	1985	1989
NORTH AMERICA																						
CANADA	18	18	19	1	-	7	9	2	1	-	20	1	-	7	13	1	1	-	23	+5	+5	+4
USA	91	96	96	1	3	31*	37	20	7	-	99	1	3	26	37	20	8	-	95	+4	-1	-1
TOTAL AREA	109	114	115	2	3	38	46	22	8	-	119	2	3	33	50	21	9	-	118	+9	+4	+3
LATIN AMERICA																						
ARGENTINA	4	3	4	-	-	3*	1	-	-	-	4	-	-	3*	1	-	-	-	4	-	+1	-
BOLIVIA	1	3	4	-	-	-	3	1	-	-	4	-	-	-	3	1	-	-	4	+3	+1	-
BRAZIL	4	9	8	-	1	1	-	4	-	-	6	-	1	1	3	-	-	-	5	+1	-4	-3
CHILE	2	2	4	-	-	-	2	3	-	-	5	-	-	2	3	-	-	-	5	+3	+3	+1
COLOMBIA	1	1	2	-	-	1	-	1	-	-	2	-	-	1	-	2	-	-	3	+2	+2	+1
COSTA RICA	0	0	0	-	-	-	-	-	-	-	0	-	-	-	-	-	-	-	0	-	-	-
CUBA	0	1	4	-	-	-	-	3	-	-	3	-	-	-	-	3	-	-	3	+3	+2	-1
DOMINICAN REP.	0	0	0	-	-	-	-	-	-	-	0	-	-	-	-	-	-	-	0	-	-	-
ECUADOR	0	1	1	-	-	-	-	-	1	-	1	-	-	-	-	1	-	-	1	+1	-	-
EL SALVADOR	0	0	0	-	-	-	-	-	-	-	0	-	-	-	-	-	-	-	0	-	-	-
GUATEMALA	1	1	1	-	-	-	1	-	-	-	1	-	-	1	-	-	1	-	1	+1	+1	+1
HAITI	0	0	0	-	-	-	-	-	1	-	1	-	-	-	-	1	-	-	1	+1	+1	-
JAMAICA	0	0	1	-	-	-	1	-	-	-	1	-	-	1	-	-	-	-	1	+1	+1	-
MEXICO	1	5	7	-	1	3	-	6	-	-	10	-	2	2	4	-	-	-	10	+9	+5	+3
NICARAGUA	0	0	0	-	-	-	-	-	-	-	0	-	-	-	-	-	-	-	0	-	-	-
PANAMA	1	0	0	-	-	-	-	-	-	-	0	-	-	-	-	-	-	-	0	-1	-	-
PARAGUAY	0	0	0	-	-	-	-	-	-	-	0	-	-	-	-	-	-	-	0	-	-	-
PERU	2	3	4	-	-	-	1	1	3	-	5	-	-	1	1	2	-	-	4	+2	+1	-
URUGUAY	0	1	1	-	-	-	-	-	-	-	0	-	-	-	1	-	-	-	1	+1	-	-
VENEZUELA	1	3	4	-	-	-	1	3	-	-	4	-	-	1	2	-	-	-	3	+2	-	-1
TOTAL AREA	18	33	45	-	2	8	10	22	5	-	47	-	3	7	12	21	3	-	46	+28	+13	+1
WESTERN EUROPE																						
AUSTRIA	20	17	20	-	-	3*	7	7	3	-	20	-	-	3	4	8	1	-	16	-4	-1	-4
BELGIUM	8	9	7	-	-	1	3	1	-	-	5	-	-	1	2	1	-	-	4	-4	-5	-3
CYPRUS	0	0	0	-	-	-	-	-	-	-	0	-	-	-	-	-	-	-	0	-	-	-
DENMARK	5	4	5	-	-	-	1	2	-	-	3	-	-	1	2	-	-	-	3	-2	-1	-2
FINLAND	6	8	6	-	-	1	3	2	-	-	4	-	-	2	3	2	-	-	5	-1	-3	-1
FRANCE	22	29	24	-	2	8*	10	2	2	1	25	-	2	6*	8	2	1	1	20	-2	-9	-4
GERMANY **	42	45	46	-	2	19	21	4	2	-	48	-	2	19	18	5	1	-	45	+3	-	-1
GREECE	5	6	5	-	-	2*	1	-	-	-	3	-	-	2*	1	-	-	-	3	-2	-3	-2
HOLY SEE	0	0	0	-	-	-	-	-	-	-	0	-	-	-	-	-	-	-	0	-	-	-
ICELAND	1	1	1	-	-	-	-	1	-	-	1	-	-	-	1	-	-	-	1	-	-	-
IRELAND	2	3	2	-	-	-	-	-	-	-	0	-	-	-	-	-	-	-	0	-2	-3	-2
ITALY	17	23	22	-	2	10	4	3	2	-	21	-	2	9	3	3	3	-	20	+3	-3	-2
LIECHTENSTEIN	0	0	0	-	-	-	-	-	-	-	0	-	-	-	-	-	-	-	0	-	-	-
LUXEMBOURG	0	0	0	-	-	-	-	-	-	-	0	-	-	-	-	-	-	-	0	-1	-	-
MONACO	1	0	0	-	-	-	-	-	-	-	0	-	-	-	-	-	-	-	0	-1	-	-
NETHERLANDS	6	8	7	-	-	4*	2	-	-	-	6	-	-	3*	2	1	1	-	8	+2	+1	+1
NORWAY	1	1	3	-	-	1	-	1	-	-	2	-	1	-	1	-	-	-	2	+1	+1	-1
PORTUGAL	2	3	1	-	-	-	-	-	-	-	0	-	-	-	-	-	-	-	0	-2	-3	-1
SPAIN	2	12	13	-	1	3	6	1	1	-	12	-	-	4	5	1	1	-	11	+9	+1	-2
SWEDEN	9	10	10	-	-	2*	4	1	-	-	7	-	-	3*	3	1	-	-	7	-2	-3	-3
SWITZERLAND	6	7	3	-	-	1	2	-	-	-	3	-	-	1*	2	-	-	-	3	-3	+4	-
TURKEY	5	8	9	-	-	1	4	3	1	-	9	-	-	3	4	1	-	-	9	+4	-	-
UK	25	31	30	-	3	9	6	10	3	-	31	-	2	11	5	10	2	-	30	+5	+1	-
TOTAL AREA	186	225	214	-	10	65	74	36	14	1	200	-	11	65	60	39	11	1	187	+1	-38	-27

PROFESSIONAL AND HIGHER CATEGORY STAFF BY AREA AND COUNTRY

COUNTRIES (tentatively arranged by geographical area)	1 SEPTEMBER 1981 TOTAL	1 SEPTEMBER 1985 TOTAL	1 SEPTEMBER 1989 TOTAL	1 August 1991							1 August 1992							COMPARED TO						
				DDG	D	P-5	P-4	P-3	P-2	P-1	TOTAL	DDG	D	P-5	P-4	P-3	P-2	P-1	TOTAL	1981	1985	1989		
EASTERN EUROPE																								
ALBANIA	0	0	0	-	-	-	-	-	-	-	0	-	-	-	-	-	-	-	0	-	-	-	-	-
BULGARIA	6	3	4	-	-	-	3	1	-	4	-	-	-	2	1	-	-	3	-3	-	-	-1		
CZECH & SLOVAK F.R.	9	8	5	-	-	1	2	1	-	4	-	-	1	2	1	-	-	4	-5	-4	-1	-1		
HUNGARY	6	4	4	-	-	2	1	1	-	4	-	-	2	2	1	-	-	5	-1	+1	+1	+1		
POLAND	10	7	7	-	1	-	-	5	-	6	-	-	1	2	5	-	-	8	-2	+1	+1	+1		
REPUBLIC OF BELARUS	1	4	4	-	-	-	1	2	-	3	-	-	1	2	-	-	-	3	+2	-1	-1	-1		
REPUBLIC OF ESTONIA	0	0	0	-	-	-	-	-	-	0	-	-	-	-	-	-	-	0	-	-	-	-		
ROMANIA	2	2	2	-	-	1	1	1	-	4	-	1	2	1	1	-	-	5	+3	+3	+3	+3		
RUSSIAN FEDERATION	45	39	51	1	2	11	21	13	4	52	1	1	11	20	14	4	-	51	+6	+12	-			
UKRAINE	3	5	6	-	-	-	3	2	1	6	-	-	3	2	1	-	-	6	+3	+1	-	-		
YUGOSLAVIA	2	7	11	-	-	4	4	4	-	12	-	-	3	4	3	-	-	10	+8	+3	-	-1		
TOTAL AREA	84	79	94	1	3	19	36	30	5	95	1	1	19	38	30	6	-	95	+11	+16	+1	+1		
AFRICA																								
ALGERIA	1	1	1	-	-	1	-	-	-	1	-	-	2	-	-	-	-	2	+1	+1	+1	+1		
CAMEROON	0	0	0	-	-	-	-	-	1	1	-	-	-	-	1	-	-	0	+1	+1	+1	+1		
COTE D'IVOIRE	0	0	0	-	-	-	-	-	-	0	-	-	-	-	-	-	-	0	-	-	-	-		
EGYPT	3	9	9	-	2	1	2	3	-	8	-	1	1	2	5	-	-	9	+6	-	-	-		
ETHIOPIA	0	2	3	-	1	-	-	1	1	3	-	1	-	2	1	-	-	4	+4	+2	+1	+1		
GABON	0	0	0	-	-	-	-	-	-	0	-	-	-	-	-	-	-	0	-	-	-	-		
GHANA	3	3	6	-	-	1	1	2	1	5	-	-	1	1	2	1	-	5	+2	+2	-1	-1		
KENYA	1	4	1	-	-	-	1	-	-	1	-	-	-	1	-	-	-	1	-1	-3	-	-		
LIBERIA	0	0	0	-	-	-	-	-	-	0	-	-	-	-	-	-	-	0	-	-	-	-		
LIBYAN ARAB JAM.	0	0	0	-	-	-	-	-	-	0	-	-	-	-	-	-	-	0	-	-	-	-		
MADAGASCAR	0	0	0	-	-	-	-	-	-	0	-	-	-	-	-	-	-	0	-	-	-	-		
MALI	1	1	0	-	-	-	-	-	-	0	-	-	-	-	-	-	-	0	-1	-1	-	-		
MAURITIUS	0	0	0	-	-	-	1	-	-	1	-	-	1	-	-	-	-	0	+1	+1	+1	+1		
MOROCCO	0	0	3	-	-	-	-	2	-	2	-	-	-	2	-	-	-	2	+2	+2	-1	-1		
NAMIBIA	0	0	0	-	-	-	-	-	-	0	-	-	-	-	-	-	-	0	-	-	-	-		
NIGER	0	0	0	-	-	-	-	-	-	0	-	-	-	-	-	-	-	0	-	-	-	-		
NIGERIA	2	2	3	-	-	1	1	1	-	4	-	-	2	1	2	-	-	6	+4	+4	+3	+3		
SENEGAL	0	1	1	-	-	-	-	-	-	1	-	-	-	-	-	-	-	0	-	-1	-1	-1		
SIERRA LEONE	0	1	0	-	-	-	-	-	-	0	-	-	-	-	-	-	-	0	-	-1	-	-		
SOUTH AFRICA	2	1	1	-	-	-	-	-	-	1	-	-	1	-	-	-	-	1	-1	-	-	-		
SUDAN	2	2	2	-	-	1*	1	1	-	3	-	-	-	1	1	-	-	2	-	-	-	-		
TANZANIA, UN. REP.	0	1	0	-	-	-	-	-	-	0	-	-	-	-	-	-	-	0	-	-1	-	-		
TUNISIA	0	2	0	-	-	-	1	1	-	2	-	-	1	-	-	-	-	1	+1	-1	-1	-1		
UGANDA	0	0	0	-	-	-	1	1	-	2	-	-	-	1	-	-	-	0	-	-	-	-		
ZAIRE, REP. OF	1	1	3	-	-	-	1	1	-	2	-	-	1	1	-	-	-	2	+1	+1	-1	-1		
ZAMBIA	0	1	2	-	-	-	1	1	1	2	-	-	-	-	-	-	-	2	+2	+1	-	-		
ZIMBABWE	0	0	0	-	-	-	-	-	-	0	-	-	-	-	-	-	-	0	-	-	-	-		
TOTAL AREA	16	32	37	-	3	6	10	12	4	36	-	2	8	9	15	4	1	39	+23	+7	+2	+2		


PROFESSIONAL AND HIGHER CATEGORY STAFF BY AREA AND COUNTRY

COUNTRIES (tentatively arranged by geographical area)	1 SEPTEMBER 1981 TOTAL	1 SEPTEMBER 1985 TOTAL	1 SEPTEMBER 1989 TOTAL	1 August 1991								1 August 1992								COMPARED TO				
				DDG	D	P-5	P-4	P-3	P-2	P-1	TOTAL	DDG	D	P-5	P-4	P-3	P-2	P-1	TOTAL	1981	1985	1989		
MIDDLE EAST AND SOUTH ASIA																								
AFGHANISTAN	0	0	0	-	-	-	-	-	-	-	0	-	-	-	-	-	-	0	-	-	-			
BANGLADESH	3	5	8	-	-	1	5	3	1	-	10	-	-	1	5	3	1	-	-	10	+7	+5	+2	
INDIA	6	7	6	-	1	3	4	-	-	-	8	-	1	4	3	-	-	-	-	8	+2	+1	+2	
IRAN, ISLAMIC REP.	3	4	6	-	-	1	4	2	-	-	7	-	-	2	3	2	-	-	-	7	+4	+3	+1	
IRAQ	0	1	1	-	-	-	-	2	-	-	2	-	-	-	2	-	-	-	-	2	+2	+1	+1	
ISRAEL	2	1	2	-	-	-	2	-	-	-	2	-	-	1	2	-	-	-	-	3	+1	+2	+1	
JORDAN	0	0	1	-	-	-	-	-	1	-	1	-	-	-	-	1	-	-	-	1	+1	+1	-	
KUWAIT	0	0	0	-	-	-	-	-	-	-	0	-	-	-	-	-	-	-	-	0	-	-	-	
LEBANON	3	3	4	-	-	1	1	1	1	-	4	-	-	1	1	1	1	-	-	4	+1	+1	-	
PAKISTAN	3	1	3	-	-	2	-	1	1	-	4	-	-	2	1	1	1	-	-	5	+2	+4	+2	
QATAR	0	0	0	-	-	-	-	-	-	-	0	-	-	-	-	-	-	-	-	0	-	-	-	
SAUDI ARABIA	0	0	0	-	-	-	-	-	-	-	0	-	-	-	-	-	-	-	-	0	-	-	-	
SRI LANKA	1	6	6	-	1	-	1	2	-	-	4	-	1	-	1	2	-	-	-	4	+3	-2	-2	
SYRIAN ARAB REP.	0	0	0	-	-	-	-	-	-	-	0	-	-	-	-	-	-	-	-	0	-	-	-	
UN. ARAB EMIRATES	0	0	0	-	-	-	-	-	-	-	0	-	-	-	-	-	-	-	-	0	-	-	-	
TOTAL AREA	21	28	37	-	2	8	17	11	4	-	42	-	2	11	16	11	4	-	44	+23	+16	+7		
SOUTH EAST ASIA, THE PACIFIC AND AUSTRALIA																								
AUSTRALIA	5	6	13	-	1	3	4	2	2	-	12	-	1	2	5	3	1	-	-	12	+7	+6	-1	
INDONESIA	3	2	5	-	1	-	1	1	2	-	5	-	1	1	3	-	-	-	-	5	+2	+3	-	
MALAYSIA	0	2	4	1	-	1	-	3	-	-	5	-	-	1	2	-	-	-	-	3	+3	+1	-1	
MYANMAR	0	1	1	-	-	-	1	-	-	-	1	-	-	1	-	-	-	-	-	1	+1	-	-	
NEW ZEALAND	1	3	1	-	-	-	-	1	-	-	1	-	-	1	1	-	-	-	-	2	+1	-1	+1	
SINGAPORE	0	1	0	-	-	-	-	-	-	-	0	-	-	-	-	-	-	-	-	0	-	-1	-	
THAILAND	4	7	6	-	-	1	5	-	-	-	6	-	-	1	5	-	-	-	-	6	+2	-1	-	
TOTAL AREA	13	22	30	1	2	5	11	7	4	-	30	-	2	5	12	9	1	-	29	+16	+7	-1		
FAR EAST																								
CAMBODIA	0	0	0	-	-	-	-	-	-	-	0	-	-	-	-	-	-	-	-	0	-	-	-	
CHINA	2	3	7	-	1	-	3	3	-	-	7	1	1	-	3	4	-	-	-	9	+7	+6	+2	
DEM. P. REP. KOREA	1	1	2	-	-	-	1	1	-	-	2	-	-	-	1	-	-	-	-	1	-	-	-1	
JAPAN	23	26	18	1	1	3	8	6	1	-	20	1	-	3	8	4	1	-	-	17	-6	-9	-1	
KOREA, REP. OF	3	3	4	-	-	1	2	1	-	-	4	-	-	1	2	1	-	-	-	4	+1	+1	-	
MONGOLIA	0	0	0	-	-	-	-	1	-	-	1	-	-	-	1	-	-	-	-	1	+1	+1	+1	
PHILIPPINES	4	7	8	-	-	-	-	5	3	-	8	-	-	-	4	2	-	-	-	6	+2	-1	-2	
VIET NAM	1	1	2	-	-	-	-	2	-	-	2	-	-	-	1	-	-	-	-	1	-	-	-1	
TOTAL AREA	34	41	41	1	2	4	14	19	4	-	44	2	1	4	13	16	3	-	39	+5	-2	-2		
GRAND TOTAL	481	574	613	5	27	153	218	159	48	3	613	5	25	152	210	162	41	2	597	+116	+23	-16		

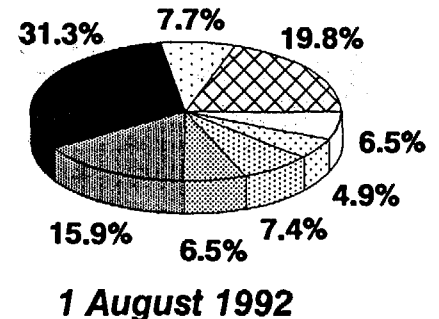
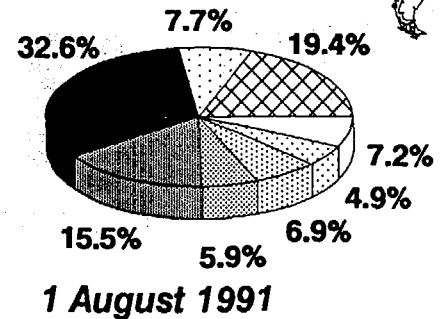
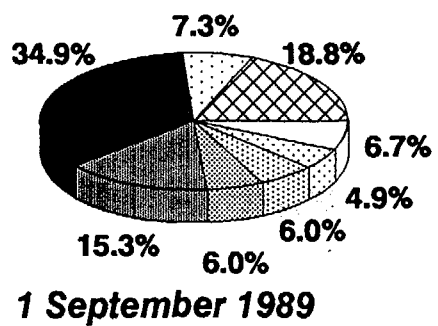
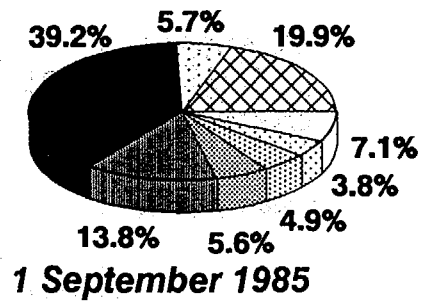
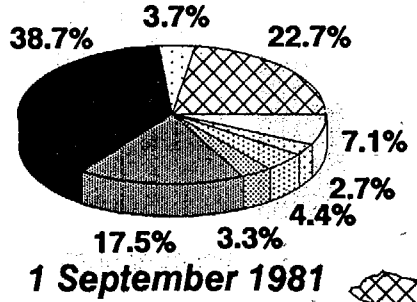
) An asterisk () in the table above indicates a staff member in a P-5 post who holds the personal grade of D-1

**) For the purpose of comparison, the figures for Eastern and Western Europe have been adjusted for the years 1981, 1985 and 1989 to reflect the unification of Germany.

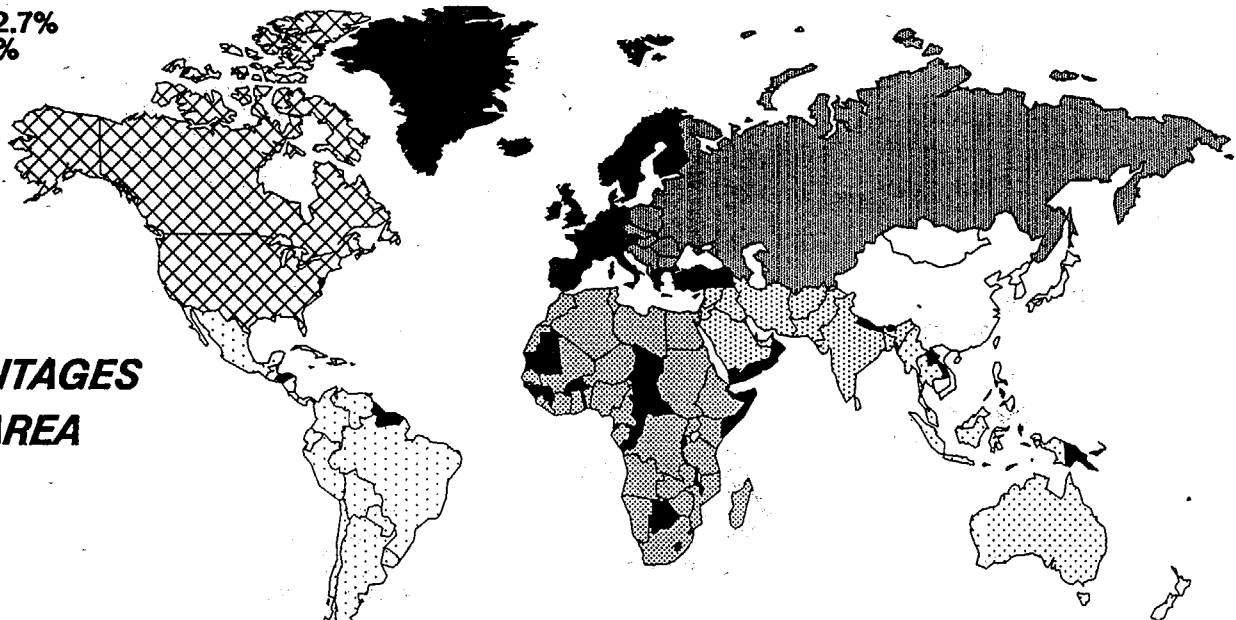
PROFESSIONAL AND HIGHER CATEGORY STAFF BY AREA



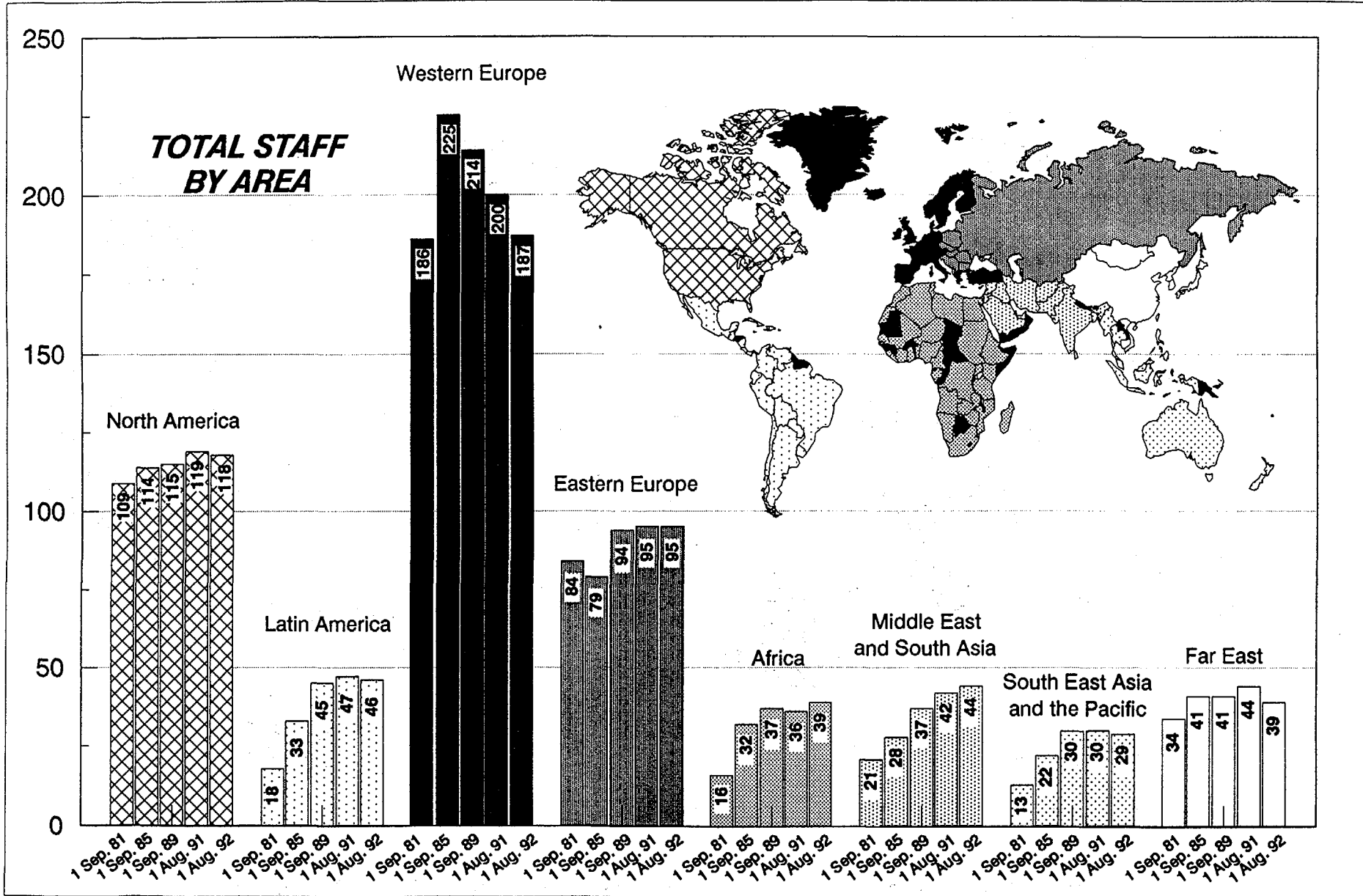
PERCENTAGES BY AREA



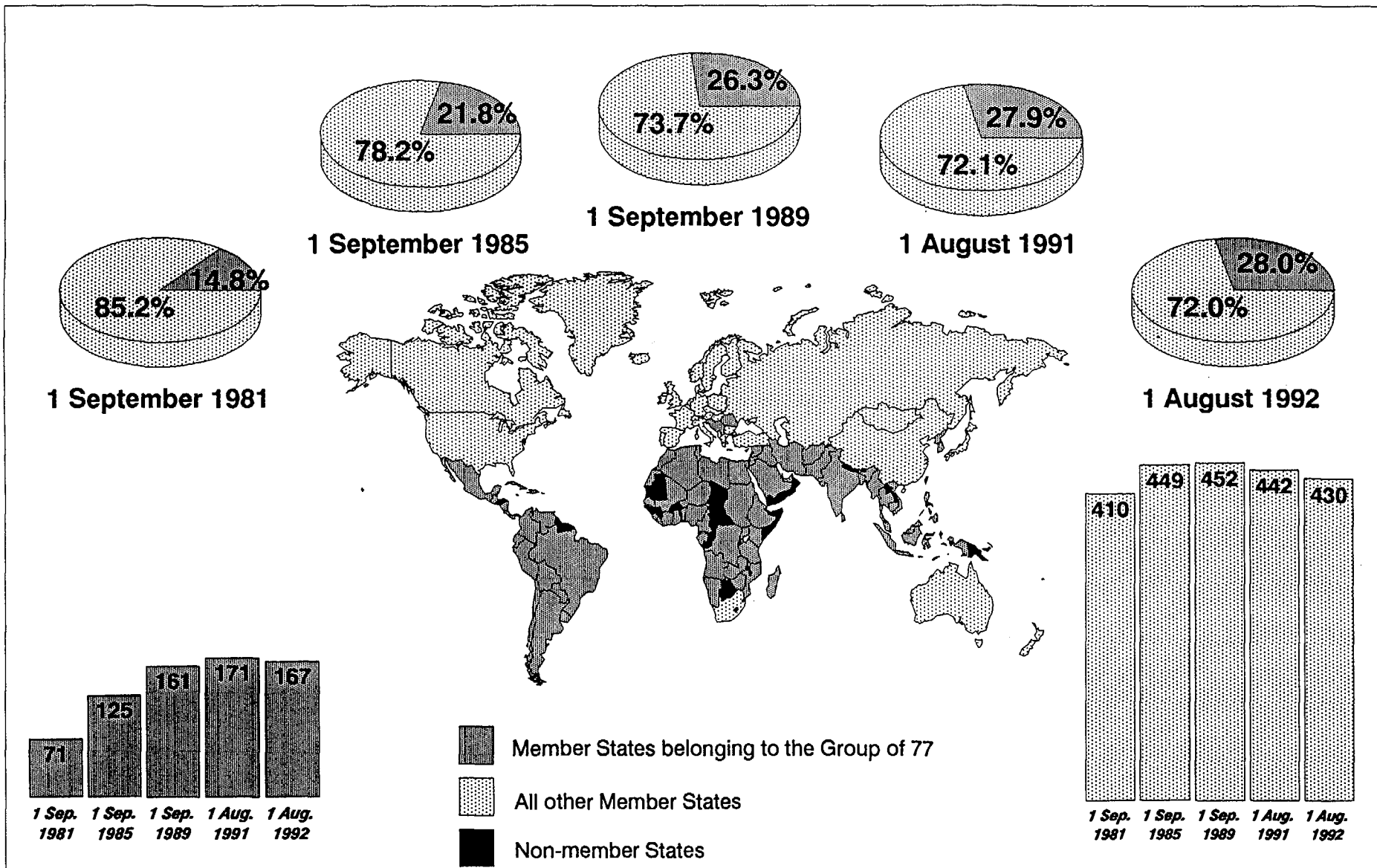
■ Non-member States



PROFESSIONAL AND HIGHER CATEGORY STAFF BY AREA

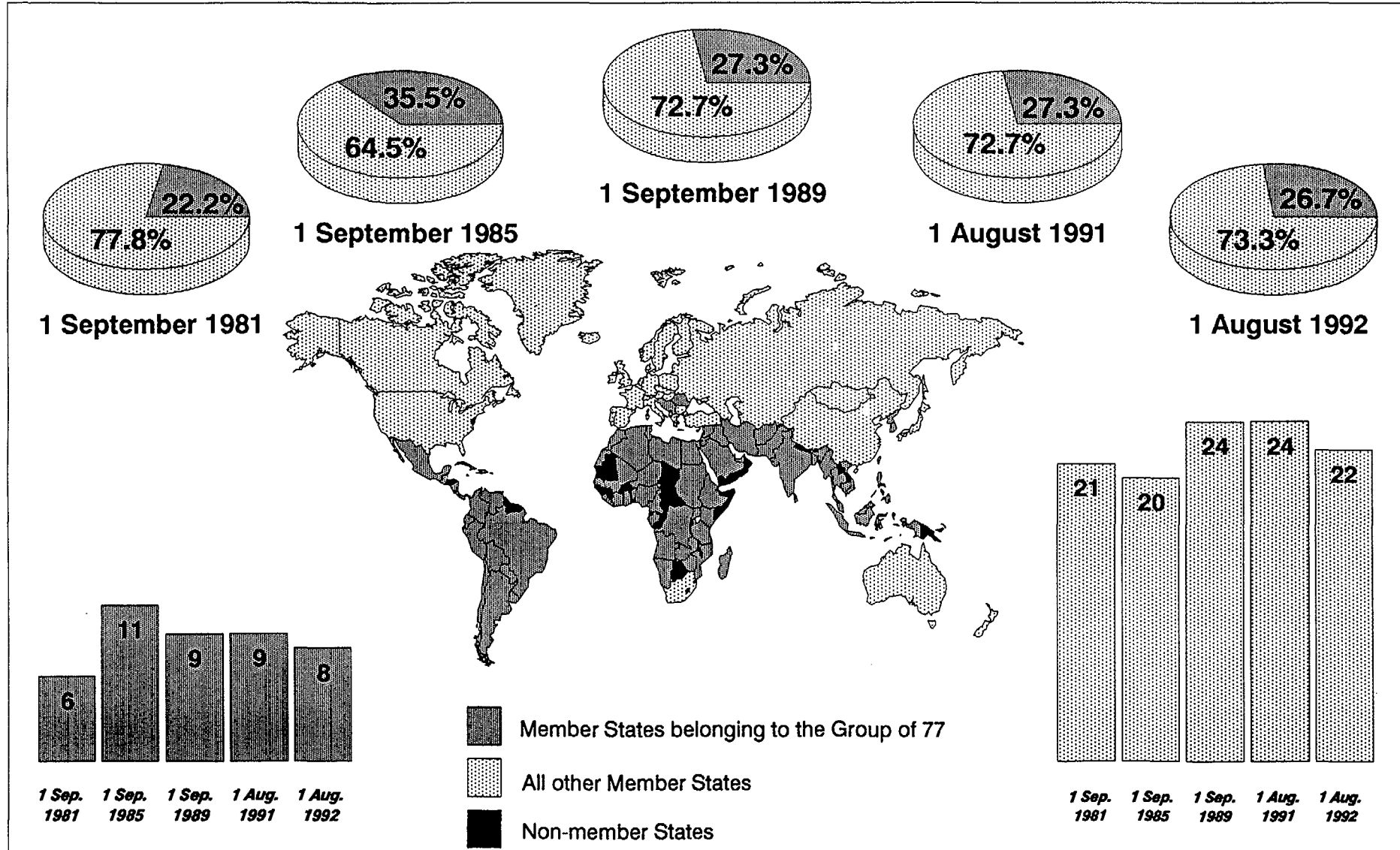


PROFESSIONAL AND HIGHER CATEGORY STAFF FROM MEMBER STATES BELONGING TO THE GROUP OF 77 AND FROM OTHER MEMBER STATES (in terms of total numbers and percentages)

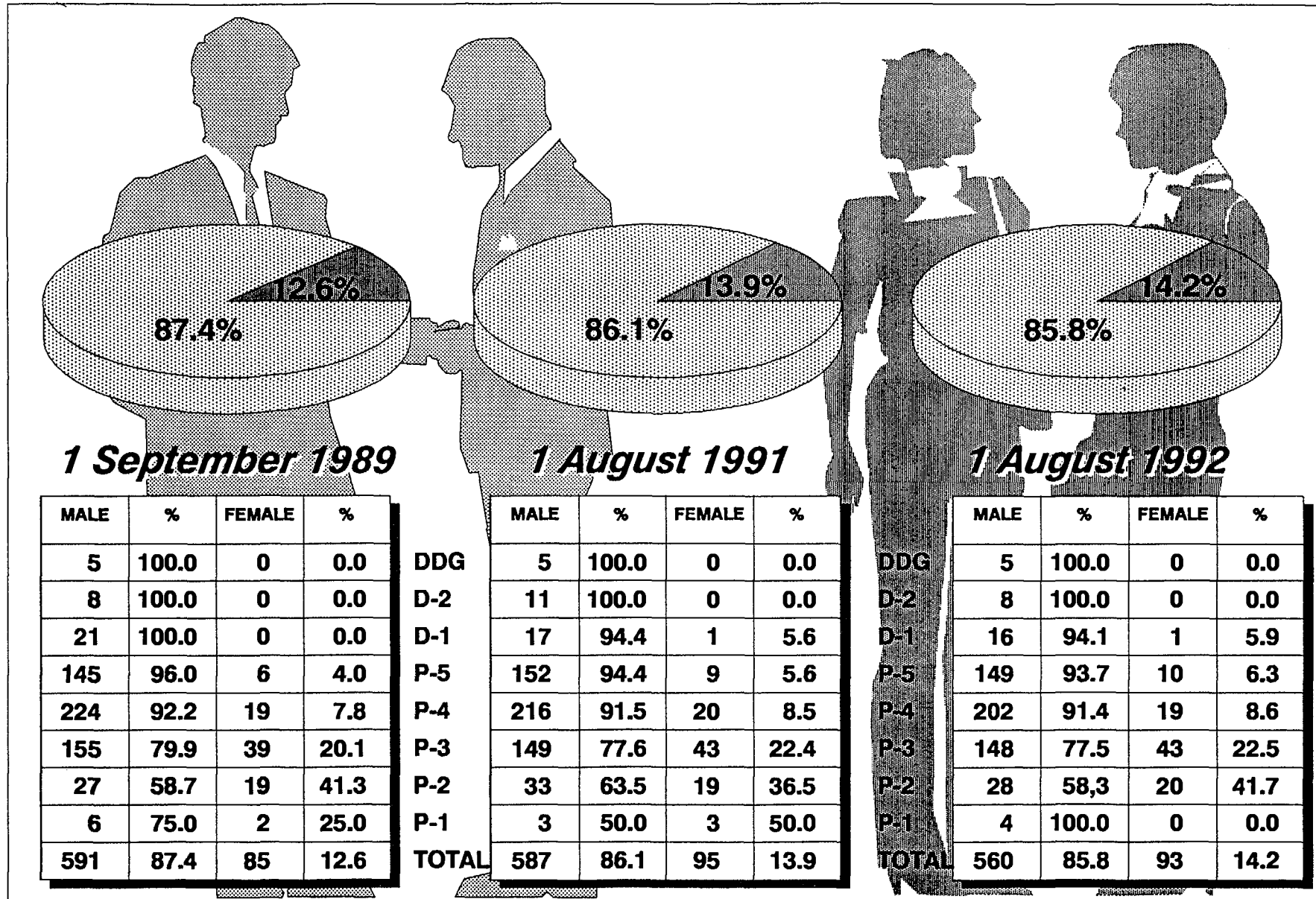


SENIOR STAFF (i.e. Directors and Deputy Directors General)

FROM MEMBER STATES BELONGING TO THE GROUP OF 77 AND FROM OTHER MEMBER STATES
(in terms of total numbers and percentages)



PROFESSIONAL AND HIGHER CATEGORY STAFF BY GENDER



The statistics show all regular staff, including those not subject to geographical distribution.

**PROFESSIONAL AND HIGHER CATEGORY STAFF HOLDING CONTRACTS OF SIX MONTHS OR LONGER
(EXEMPTED REGULAR STAFF, TEMPORARY STAFF, COST-FREE EXPERTS, EXTRA-BUDGETARY STAFF, CONSULTANTS)**

1 August 1992

MEMBER STATES	EXEMPTED REGULAR STAFF							TEMPORARY STAFF							COST-FREE EXPERTS							EXTRA-BUDGETARY STAFF							CONSULTANTS							GRAND TOTAL
	DGO	AD	RI	SG	TC	NE	TOT	DGO	AD	RI	SG	TC	NE	TOT	DGO	AD	RI	SG	TC	NE	TOT	DGO	AD	RI	SG	TC	NE	TOT	DGO	AD	RI	SG	TC	NE	TOT	
ARGENTINA	-	1	-	-	-	-	1	-	-	-	-	-	-	-	-	-	1	-	-	-	-	-	-	-	2	-	-	-	-	-	2	2	6			
AUSTRALIA	-	-	-	-	-	-	-	-	-	-	-	-	-	-	-	-	-	-	-	-	-	-	-	-	-	-	-	-	-	-	-	1	1			
AUSTRIA	1	1	-	-	1	-	3	-	1	-	-	-	-	1	-	-	-	-	-	-	-	-	-	-	2	-	-	-	1	-	1	8				
BRAZIL	-	-	-	-	-	-	-	-	-	-	-	-	-	-	-	-	-	-	-	-	-	-	-	-	-	-	-	-	-	-	1	1				
CANADA	-	-	-	-	-	-	-	-	-	-	-	-	-	-	1	4	-	1	-	-	-	-	-	-	-	-	-	-	-	-	-	6				
CHILE	-	1	-	-	-	-	1	-	-	-	-	-	-	-	-	-	-	-	-	-	-	-	-	-	-	-	-	-	-	-	-	1				
CHINA	-	4	-	-	-	-	4	-	-	-	-	-	-	-	-	-	-	-	-	-	-	-	-	1	-	1	-	-	-	-	-	2				
COLOMBIA	-	1	-	-	-	-	1	-	-	-	-	-	-	-	-	-	-	-	-	-	-	-	-	-	-	-	-	-	-	-	-	1				
CZECH & SLOVAK F.R.	-	-	-	-	-	-	-	-	-	-	-	-	-	-	-	-	-	-	-	-	-	-	1	-	-	-	-	-	-	2	2	3				
EGYPT	-	2	-	-	-	-	2	-	-	-	-	-	-	-	-	-	-	-	-	-	-	1	-	-	-	-	-	-	-	-	-	3				
FINLAND	-	-	-	-	-	-	-	-	-	-	-	-	1	-	1	-	2	-	-	-	-	-	-	-	-	-	-	-	-	-	-	2				
FRANCE	-	7	-	-	-	-	7	-	-	-	-	-	-	-	-	-	-	-	-	-	-	-	-	-	1	-	-	-	-	-	-	13				
GERMANY	-	-	-	-	-	-	-	-	-	-	-	-	-	1	2	1	2	-	-	-	-	-	-	2	-	-	-	-	-	-	-	10				
HUNGARY	-	-	-	-	-	-	-	-	-	-	-	-	-	-	-	-	-	-	-	-	-	-	-	-	-	-	1	-	-	-	-	2				
ICELAND	-	-	-	-	-	-	-	-	-	-	-	-	-	-	-	-	-	-	-	-	-	-	1	-	-	-	-	-	-	-	-	1				
INDIA	-	2	-	-	-	-	2	-	-	-	-	-	-	-	-	-	-	-	-	-	-	-	-	-	-	-	-	-	-	-	-	4				
IRAN, ISLAMIC REP.	-	-	-	-	-	-	-	-	-	-	-	-	-	-	-	-	-	-	-	-	-	1	-	-	-	-	-	-	-	-	-	1				
IRAQ	-	-	-	-	-	-	-	-	-	1	-	1	-	-	-	-	-	-	-	-	-	-	-	-	-	-	-	-	-	-	-	1				
ISRAEL	-	-	-	-	-	-	-	-	-	-	-	-	-	-	-	-	-	-	-	-	-	-	-	-	-	-	-	-	-	-	-	1				
ITALY	-	-	-	-	-	-	-	-	-	-	-	-	-	1	-	1	-	1	-	-	-	-	-	-	-	-	-	-	-	-	-	8				
JAPAN	-	-	-	-	-	-	-	-	-	-	-	-	-	2	2	2	1	4	-	-	-	-	-	1	-	-	-	-	-	-	-	12				
KOREA, REP. OF	-	-	-	-	-	-	-	-	-	-	-	-	-	-	-	-	-	-	-	-	-	-	-	-	-	-	-	-	-	-	-	3				
LEBANON	-	-	-	-	-	-	-	-	-	-	-	-	-	-	-	-	-	-	-	-	-	-	-	-	-	-	-	-	-	-	-	1				
LIBYAN ARAB JAM.	-	-	-	-	-	-	-	-	-	-	-	-	-	-	-	-	-	-	-	-	-	-	-	-	-	-	-	-	-	-	-	1				
MEXICO	-	-	-	-	-	-	-	-	-	-	-	-	-	-	-	-	-	-	-	-	-	-	-	-	-	-	-	-	-	-	-	1				
NETHERLANDS	-	-	-	-	-	-	-	-	-	-	-	-	-	-	2	-	-	2	-	-	-	-	-	-	-	-	-	-	-	-	-	6				
NEW ZEALAND	-	-	-	-	-	-	-	-	-	-	-	-	-	-	-	-	-	-	-	-	-	-	-	-	-	-	-	-	-	-	-	2				
PAKISTAN	-	-	-	-	-	-	-	-	-	-	-	-	-	-	-	-	-	-	-	-	-	-	-	-	-	-	-	-	-	-	-	1				
PERU	-	1	-	-	-	-	1	-	-	-	-	-	-	-	-	-	-	-	-	-	-	-	-	-	-	-	-	-	-	-	-	2				
POLAND	-	-	-	-	-	-	-	-	-	-	-	-	-	-	-	-	-	-	-	-	-	-	-	-	-	-	-	-	-	-	-	1				
PORTUGAL	-	-	-	-	-	-	-	-	-	-	-	-	-	-	-	-	-	-	-	-	-	-	-	-	-	-	-	-	-	-	-	1				
RUSSIAN FEDERATION	-	8	-	-	-	-	8	-	-	-	-	1	1	2	-	-	-	-	-	-	-	-	-	-	-	-	-	-	-	-	-	19				
SPAIN	-	2	-	-	1	-	3	-	-	-	-	-	-	1	-	4	-	1	-	-	-	-	-	-	-	-	-	-	-	-	-	5				
SRI LANKA	-	-	-	-	-	-	-	-	1	-	-	-	-	1	-	-	-	-	-	-	-	-	-	-	-	-	-	-	-	-	-	2				
SUDAN	-	1	-	-	-	-	1	-	-	-	-	-	-	-	-	-	-	-	-	-	-	-	-	-	-	-	-	-	-	-	-	2				
SWEDEN	1	-	-	-	-	-	1	-	-	-	-	-	-	-	1	-	-	-	-	-	-	-	-	-	-	-	-	-	-	-	-	6				
SWITZERLAND	-	-	-	-	-	-	-	-	-	-	-	-	-	-	-	-	-	-	-	-	-	-	-	-	-	-	-	-	-	-	-	1				
TANZANIA, UN. REP.	-	-	-	-	-	-	-	-	-	-	-	-	-	-	-	-	-	-	-	-	-	-	-	-	-	-	-	-	-	-	-	1				
UK	-	7	-	-	5	1	13	-	-	1	-	-	1	-	-	-	-	-	-	-	-	-	-	-	-	-	-	-	-	-	-	22				
UKRAINE	-	1	-	-	-	-	1	-	-	-	-	-	-	-	-	-	-	-	-	-	-	-	-	-	-	-	-	-	-	-	-	1				
URUGUAY	-	1	-	-	-	-	1	-	-	-	-	-	-	-	-	-	-	-	-	-	-	-	-	-	-	-	-	-	-	-	-	1				
USA	-	3	-	-	2	-	5	-	-	-	-	-	-	-	-	17	1	1	-	-	-	-	-	-	-	-	-	-	-	-	-	37				
YUGOSLAVIA	-	1	-	-	-	-	1	-	-	-	-	-	-	-	-	-	-	-	-	-	-	-	-	-	-	-	-	-	-	-	-	3				
GRAND TOTAL	2	44	-	-	9	1	56	-	2	1	-	2	1	6	2	2	9	32	1	15	72	1	3	31	1	1	15	52	2	1	7	3	-	10	23	209

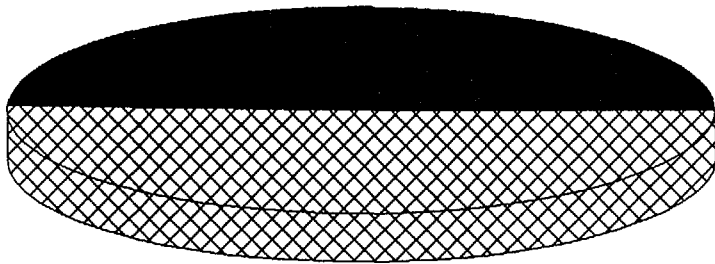
► "Exempted Regular Staff" are those regular staff members not subject to geographical distribution

OUTSIDE APPLICATIONS

FOR VACANT POSTS IN THE PROFESSIONAL AND HIGHER CATEGORY
FOR WHICH THE SELECTION WAS COMPLETED

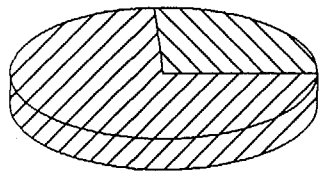
Administrative posts

728 (49.2%)



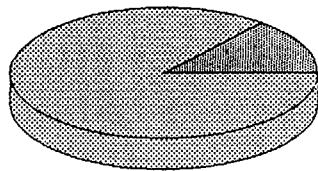
753 (50.8%)

190 (25.2%)



563 (74.8%)

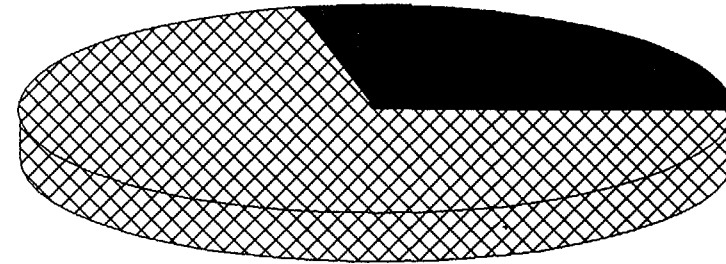
101 (13.9%)



627 (86.1%)

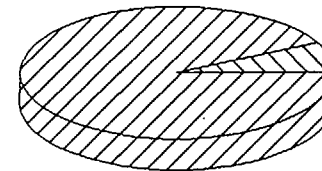
Engineering/Scientific posts

126 (28.4%)



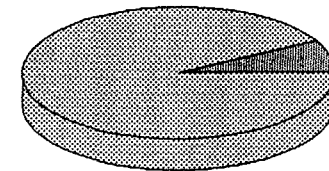
317 (71.6%)

23 (7.3%)



294 (92.7%)

10 (7.9%)



116 (92.1%)

Group of 77

Female
 Male

All other Member States

Female
 Male

During the period 1991-08-02 - 1992-08-01, the selection was completed for 53 vacancy notices. Among the 1 924 outside applications received, 854 (44.4%) were from the Group of 77 and 1 070 (55.6%) from all other Member States. This data corresponds to Annex VIII.

**OUTSIDE APPLICATIONS FOR VACANT POSTS IN THE PROFESSIONAL AND HIGHER CATEGORY STAFF
FOR WHICH THE SELECTION WAS COMPLETED FOR THE PERIOD 91.08.02 TO 92.08.01**

(Nuclear Safeguard Inspectors are not included)

▶▶MEMBER STATES BELONGING TO THE GROUP OF 77

COUNTRIES	FEMALE	MALE	TOTAL
ALGERIA	0	4	4
ARGENTINA	3	2	5
BANGLADESH	1	27	28
BOLIVIA	1	4	5
BRAZIL	1	5	6
CAMEROON	2	32	34
CHILE	0	1	1
COLOMBIA	2	10	12
COSTA RICA	0	1	1
COTE D'IVOIRE	2	15	17
CUBA	1	1	2
ECUADOR	1	4	5
EGYPT	1	34	35
ETHIOPIA	1	9	10
GHANA	2	15	17
HAITI	1	5	6
INDIA	3	93	96
INDONESIA	0	2	2
IRAN, ISLAMIC REP.	0	8	8
IRAQ	0	6	6
JAMAICA	1	1	2
JORDAN	4	16	20
KENYA	5	7	12
KOREA, REP. OF	0	2	2
LEBANON	1	7	8
LIBERIA	1	1	2
MADAGASCAR	0	3	3
MALAYSIA	0	5	5
MALI	0	4	4
MAURITIUS	1	5	6
MEXICO	5	17	22
MOROCCO	0	5	5
MYANMAR	1	3	4
NIGER	0	3	3
NIGERIA	8	91	99
PAKISTAN	0	39	39
PANAMA	0	5	5
PARAGUAY	0	2	2
PERU	10	18	28
PHILIPPINES	19	47	66
ROMANIA	2	8	10
SAUDI ARABIA	0	1	1
SENEGAL	4	23	27
SIERRA LEONE	1	12	13
SRI LANKA	6	24	30
SUDAN	0	27	27
SYRIAN ARAB REP.	0	5	5
TANZANIA, UN. REP.	3	10	13
TUNISIA	0	14	14
UGANDA	5	5	10
URUGUAY	0	3	3
VENEZUELA	6	8	14
VIET NAM	0	3	3
YUGOSLAVIA	5	13	18
ZAIRE, REP. OF	0	23	23
ZAMBIA	1	3	4
ZIMBABWE	0	2	2
T O T A L	111	743	854

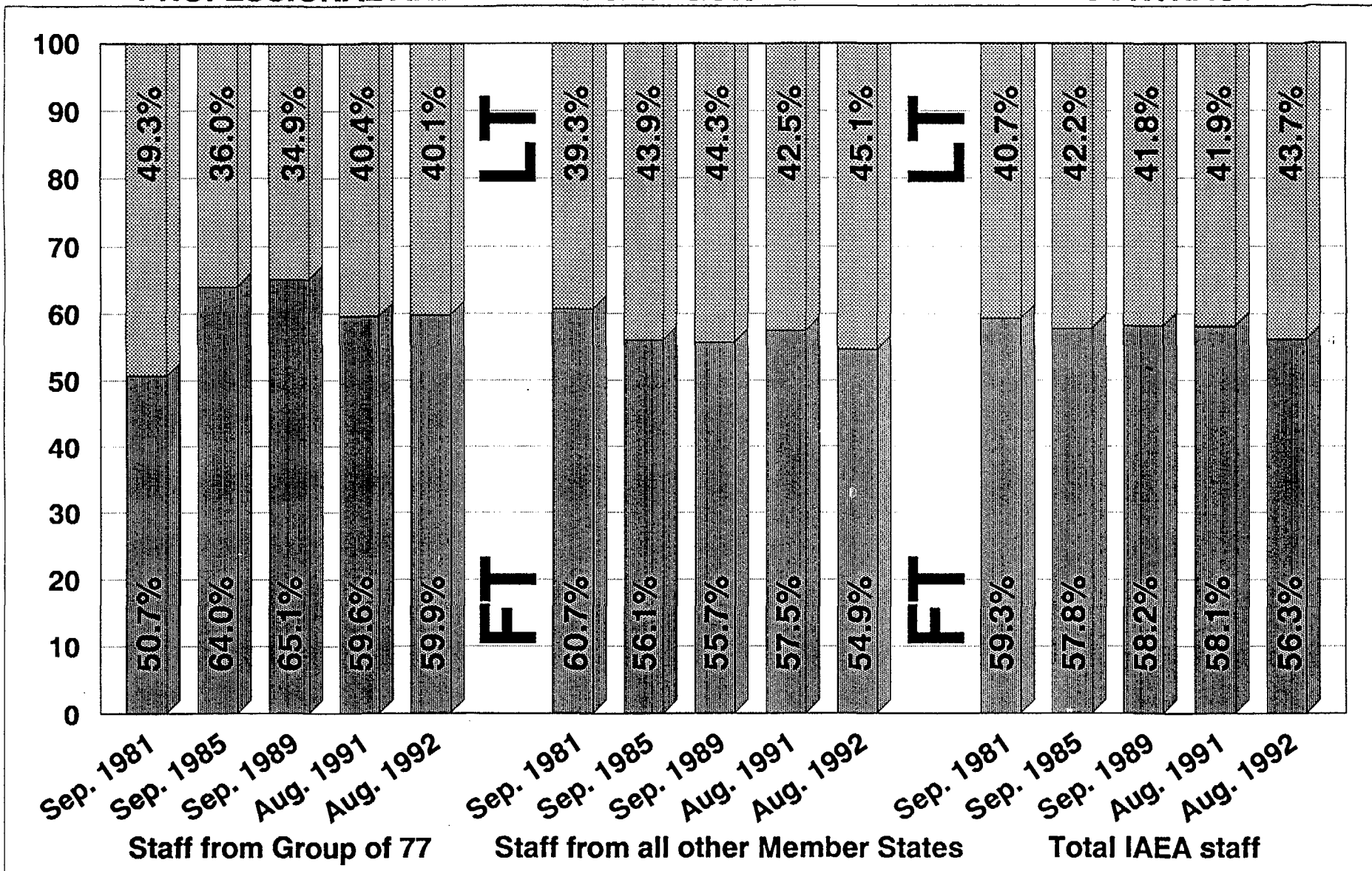
▶▶ALL OTHER MEMBER STATES

COUNTRIES	FEMALE	MALE	TOTAL
ALBANIA	0	1	1
AUSTRALIA	5	20	25
AUSTRIA	1	22	23
BELGIUM	3	17	20
BULGARIA	1	5	6
CANADA	11	29	40
CHINA	5	25	30
CZECH & SLOVAK F.R.	3	16	19
DENMARK	0	13	13
FINLAND	2	7	9
FRANCE	7	23	30
GERMANY	5	49	54
GREECE	0	4	4
HUNGARY	0	17	17
ICELAND	0	2	2
IRELAND	2	7	9
ISRAEL	0	7	7
ITALY	9	17	26
JAPAN	1	16	17
NAMIBIA	0	1	1
NETHERLANDS	4	44	48
NEW ZEALAND	2	1	3
NORWAY	0	4	4
POLAND	0	10	10
PORTUGAL	1	3	4
RUSSIAN FEDERATION	2	11	13
SOUTH AFRICA	0	1	1
SPAIN	1	4	5
SWEDEN	4	10	14
SWITZERLAND	0	1	1
TURKEY	3	3	6
UK	9	56	65
UKRAINE	0	1	1
USA	132	410	542
T O T A L	213	857	1070

▶▶GRAND TOTAL

COUNTRIES	FEMALE	MALE	TOTAL
91	324	1600	1924

PROFESSIONAL AND HIGHER CATEGORY STAFF BY TYPE OF CONTRACT



**PROFESSIONAL AND HIGHER CATEGORY STAFF BY AREA AND COUNTRY
DEPARTMENT OF SAFEGUARDS**

COUNTRIES (tentatively arranged by geographical area)	1 SEPTEMBER 1981 TOTAL	1 SEPTEMBER 1985 TOTAL	1 SEPTEMBER 1989 TOTAL	1 August 1991							1 August 1992							COMPARED TO				
				DDG	D	P-5	P-4	P-3	P-2	P-1	TOTAL	DDG	D	P-5	P-4	P-3	P-2	P-1	TOTAL	1981	1985	1989
NORTH AMERICA																						
CANADA	6	9	11	1	-	1	6	1	1	-	10	1	-	1	7	-	1	-	10	+4	+1	-1
USA	39	43	43	-	1	14	19	13	-	-	47	-	1	14	22	12	-	-	49	+10	+6	+6
TOTAL AREA	45	52	54	1	1	15	25	14	1	-	57	1	1	15	29	12	1	-	59	+14	+7	+5
LATIN AMERICA																						
ARGENTINA	1	1	1	-	-	-	1	-	-	-	1	-	-	-	1	-	-	-	1	-	-	-
BOLIVIA	0	2	3	-	-	-	2	1	-	-	3	-	-	-	2	1	-	-	3	+3	+1	-
BRAZIL	2	3	2	-	-	-	-	2	-	-	2	-	-	-	1	-	-	-	1	-1	-2	-1
CHILE	1	2	2	-	-	-	2	-	-	-	2	-	-	2	-	-	-	-	2	+1	-	-
COLOMBIA	0	0	0	-	-	-	-	-	-	-	0	-	-	-	-	-	-	-	0	-	-	-
COSTA RICA	0	0	0	-	-	-	-	-	-	-	0	-	-	-	-	-	-	-	0	-	-	-
CUBA	0	0	1	-	-	-	-	1	-	-	1	-	-	-	1	-	-	-	1	+1	+1	-
DOMINICAN REP.	0	0	0	-	-	-	-	-	-	-	0	-	-	-	-	-	-	-	0	-	-	-
ECUADOR	0	0	0	-	-	-	-	-	1	-	1	-	-	-	1	-	-	-	1	+1	+1	+1
EL SALVADOR	0	0	0	-	-	-	-	-	-	-	0	-	-	-	-	-	-	-	0	-	-	-
GUATEMALA	1	1	1	-	-	-	1	-	-	-	1	-	-	1	-	-	-	-	1	-	-	-
HAITI	0	0	0	-	-	-	-	-	-	-	0	-	-	-	-	-	-	-	0	-	-	-
JAMAICA	0	0	0	-	-	-	-	-	-	-	0	-	-	-	-	-	-	-	0	-	-	-
MEXICO	0	2	4	-	1	-	-	4	-	-	5	-	1	-	1	4	-	-	6	+6	+4	+2
NICARAGUA	0	0	0	-	-	-	-	-	-	-	0	-	-	-	-	-	-	-	0	-	-	-
PANAMA	0	0	0	-	-	-	-	-	-	-	0	-	-	-	-	-	-	-	0	-	-	-
PARAGUAY	0	0	0	-	-	-	-	-	-	-	0	-	-	-	-	-	-	-	0	-	-	-
PERU	0	0	1	-	-	-	-	1	-	-	1	-	-	-	1	-	-	-	1	+1	+1	-
URUGUAY	0	1	0	-	-	-	-	-	-	-	0	-	-	-	-	-	-	-	0	-	-1	-
VENEZUELA	0	1	1	-	-	-	-	1	-	-	1	-	-	-	1	-	-	-	1	+1	-	-
TOTAL AREA	5	13	16	-	1	-	6	10	1	-	18	-	1	-	7	10	-	-	18	+13	+5	+2
WESTERN EUROPE																						
AUSTRIA	3	1	3	-	-	-	2	1	1	-	4	-	-	-	2	2	-	-	4	+1	+3	+1
BELGIUM	4	5	5	-	-	1	2	1	-	-	4	-	-	-	2	1	-	-	4	-	-1	-1
CYPRUS	0	0	0	-	-	-	-	-	-	-	0	-	-	1	2	1	-	-	0	-	-	-
DENMARK	0	0	1	-	-	-	1	-	-	-	1	-	-	1	-	-	-	-	1	+1	+1	-
FINLAND	1	4	4	-	-	1	3	-	-	-	4	-	-	2	2	-	-	-	4	+3	+2	-1
FRANCE	5	10	9	-	-	3	6	-	-	-	9	-	-	3	5	-	-	-	8	+3	+2	-1
GERMANY **	18	19	17	-	1	8	9	1	-	-	19	-	1	8	8	1	-	-	18	-	-1	+1
GREECE	3	4	4	-	-	2*	1	-	-	-	3	-	-	2*	1	-	-	-	3	-	-1	-1
HOLY SEE	0	0	0	-	-	-	-	-	-	-	0	-	-	-	-	-	-	-	0	-	-	-
ICELAND	0	0	0	-	-	-	-	-	-	-	0	-	-	-	-	-	-	-	0	-	-	-
IRELAND	0	0	0	-	-	-	-	-	-	-	0	-	-	-	-	-	-	-	0	-	-	-
ITALY	8	10	10	-	-	4	3	2	-	-	9	-	-	3	2	2	-	-	7	-1	-3	-3
LIECHTENSTEIN	0	0	0	-	-	-	-	-	-	-	0	-	-	-	-	-	-	-	0	-	-	-
LUXEMBOURG	0	0	0	-	-	-	-	-	-	-	0	-	-	-	-	-	-	-	0	-	-	-
MONACO	0	0	0	-	-	-	-	-	-	-	0	-	-	-	-	-	-	-	0	-	-	-
NETHERLANDS	1	2	2	-	-	-	1	-	-	-	1	-	-	-	1	-	-	-	1	-	-1	-1
NORWAY	1	1	1	-	1	-	-	-	-	-	1	-	1	-	-	-	-	-	1	-	-1	-1
PORTUGAL	1	3	1	-	-	-	-	-	-	-	0	-	-	-	-	-	-	-	0	-	-1	-1
SPAIN	2	8	7	-	-	2	3	1	-	-	6	-	-	2	3	1	-	-	6	+4	+3	-1
SWEDEN	5	3	4	-	-	1	2	1	-	-	4	-	-	2	1	1	-	-	4	-1	+1	-
SWITZERLAND	1	2	0	-	-	-	-	-	-	-	0	-	-	-	-	-	-	-	0	-	-	-
TURKEY	1	5	6	-	-	-	2	3	-	-	5	-	-	2	3	-	-	-	5	+4	+2	-1
UK	11	15	11	-	-	3	3	4	-	-	10	-	-	4	3	3	-	-	10	-1	-5	-1
TOTAL AREA	65	92	85	-	2	25	38	14	1	-	80	-	2	27	33	14	-	-	76	+11	-16	-9

PROFESSIONAL AND HIGHER CATEGORY STAFF BY AREA AND COUNTRY
DEPARTMENT OF SAFEGUARDS

COUNTRIES (tentatively arranged by geographical area)	1 SEPTEMBER 1981 TOTAL	1 SEPTEMBER 1985 TOTAL	1 SEPTEMBER 1989 TOTAL	1 August 1991							1 August 1992							COMPARED TO			
				DDG	D	P-5	P-4	P-3	P-2	P-1	TOTAL	DDG	D	P-5	P-4	P-3	P-2	P-1	TOTAL	1981	1985
EASTERN EUROPE																					
ALBANIA	0	0	0	-	-	-	-	-	-	-	0	-	-	-	-	-	-	-	-	-	-
BULGARIA	1	2	4	-	-	-	2	1	-	-	3	-	-	-	1	1	-	-	+1	-	-2
CZECH & SLOVAK F.R.	5	4	4	-	-	-	2	1	-	-	3	-	-	2	1	-	-	-2	-1	-1	
HUNGARY	3	2	3	-	-	1	1	1	-	-	3	-	-	1	1	-	-	-	+1	-	
POLAND	6	3	2	-	-	-	-	2	-	-	2	-	-	-	3	-	-	-2	+1	-	
REPUBLIC OF BELARUS	2	2	1	-	-	-	1	1	-	-	2	-	-	1	1	-	-	-	-	+1	
REPUBLIC OF ESTONIA	0	0	0	-	-	-	-	-	-	-	0	-	-	-	-	-	-	-	-	-	
ROMANIA	1	1	1	-	-	-	-	-	-	-	0	-	-	-	1	-	-	-	-	-	
RUSSIAN FEDERATION	18	15	20	-	1	4	11	4	-	-	20	-	-	4	11	5	-	+2	+5	-	
UKRAINE	1	2	3	-	-	-	2	1	-	-	3	-	-	2	1	-	-	+2	+1	-	
YUGOSLAVIA	0	3	3	-	-	-	1	2	-	-	3	-	-	1	1	-	-	+2	+1	-1	
TOTAL AREA	37	34	41	-	1	5	20	13	-	-	39	-	-	6	19	15	-	+3	+6	-1	
AFRICA																					
ALGERIA	1	1	1	-	-	1	-	-	-	-	1	-	-	1	-	-	-	-	-	-	
CAMEROON	0	0	0	-	-	-	-	-	1	-	0	-	-	-	-	1	-	+1	+1	+1	
COTE D'IVOIRE	0	0	0	-	-	-	-	-	-	-	0	-	-	-	-	-	-	-	-	-	
EGYPT	1	5	6	-	-	1	2	3	-	-	6	-	-	1	2	5	-	+7	+3	+2	
ETHIOPIA	0	1	1	-	-	-	-	1	1	-	2	-	-	1	1	-	-	+2	+1	+1	
GABON	0	0	0	-	-	-	-	-	-	-	0	-	-	-	-	-	-	-	-	-	
GHANA	0	1	1	-	-	-	-	1	-	-	1	-	-	-	1	-	-	+1	-	-	
KENYA	0	0	0	-	-	-	-	-	-	-	0	-	-	-	-	-	-	-	-	-	
LIBERIA	0	0	0	-	-	-	-	-	-	-	0	-	-	-	-	-	-	-	-	-	
LIBYAN ARAB JAM.	0	0	0	-	-	-	-	-	-	-	0	-	-	-	-	-	-	-	-	-	
MADAGASCAR	0	0	0	-	-	-	-	-	-	-	0	-	-	-	-	-	-	-	-	-	
MALI	0	1	0	-	-	-	-	-	-	-	0	-	-	-	-	-	-	-	-1	-	
MAURITIUS	0	0	0	-	-	-	-	-	-	-	0	-	-	-	-	-	-	-	-	-	
MOROCCO	0	0	1	-	-	-	-	1	-	-	1	-	-	-	1	-	-	+1	+1	-	
NAMIBIA	0	0	0	-	-	-	-	-	-	-	0	-	-	-	-	-	-	-	-	-	
NIGER	0	0	0	-	-	-	-	-	-	-	0	-	-	-	-	-	-	-	-	-	
NIGERIA	2	2	2	-	-	1	-	1	-	-	2	-	-	1	-	1	-	-	-	-	
SENEGAL	0	0	0	-	-	-	-	-	-	-	0	-	-	-	-	-	-	-	-	-	
SIERRA LEONE	0	1	1	-	-	-	-	-	-	-	0	-	-	-	-	-	-	-	-	-1	
SOUTH AFRICA	1	1	1	-	-	1	-	-	-	-	1	-	-	1	-	-	-	-	-	-	
SUDAN	1	1	1	-	-	-	1	-	-	-	1	-	-	1	-	-	-	-	-	-	
TANZANIA, UN. REP.	0	0	0	-	-	-	-	-	-	-	0	-	-	-	-	-	-	-	-	-	
TUNISIA	0	1	0	-	-	-	-	-	-	-	0	-	-	-	-	-	-	-	-1	-	
UGANDA	0	0	0	-	-	-	-	-	-	-	0	-	-	-	-	-	-	-	-	-	
ZAIRE, REP. OF.	0	1	2	-	-	-	1	1	-	-	2	-	-	1	1	-	-	+2	+1	-	
ZAMBIA	0	1	1	-	-	-	1	-	-	-	1	-	-	1	-	-	-	+1	-	-	
ZIMBABWE	0	0	0	-	-	-	-	-	-	-	0	-	-	-	-	-	-	-	-	-	
TOTAL AREA	6	17	17	-	-	4	5	8	2	-	19	-	-	5	4	10	2	+15	+4	+4	

**PROFESSIONAL AND HIGHER CATEGORY STAFF BY AREA AND COUNTRY
DEPARTMENT OF SAFEGUARDS**

COUNTRIES (tentatively arranged by geographical area)	1 SEPTEMBER 1981 TOTAL	1 SEPTEMBER 1985 TOTAL	1 SEPTEMBER 1989 TOTAL	1 August 1991								1 August 1992							COMPARED TO					
				DDG	D	P-5	P-4	P-3	P-2	P-1	TOTAL	DDG	D	P-5	P-4	P-3	P-2	P-1	TOTAL	1981	1985	1989		
MIDDLE EAST AND SOUTH ASIA																								
AFGHANISTAN	0	0	0	-	-	-	-	-	-	-	0	-	-	-	-	-	-	0	-	-	-	-	-	-
BANGLADESH	2	4	4	-	-	-	3	1	-	-	4	-	-	-	3	1	-	5	+3	+1	-	+1	+1	-
INDIA	3	2	1	-	-	-	2	-	-	-	2	-	-	2	-	-	-	2	-1	-	-	-	-	-
IRAN, ISLAMIC REP.	2	3	4	-	-	1	1	2	-	-	4	-	-	1	1	2	-	4	+2	+1	-	-	-	-
IRAQ	1	1	1	-	-	-	-	1	-	-	1	-	-	-	1	-	-	1	-	-	-	-	-	-
ISRAEL	0	1	1	-	-	-	-	-	-	-	0	-	-	-	-	-	-	1	+1	-	-	-	-	-
JORDAN	0	0	1	-	-	-	-	-	1	-	0	-	-	-	-	-	1	1	+1	+1	-	-	-	-
KUWAIT	0	0	0	-	-	-	-	-	-	-	0	-	-	-	-	-	-	0	-	-	-	-	-	-
LEBANON	1	2	2	-	-	1	1	-	-	-	2	-	-	1	1	-	-	2	+1	-	-	-	-	-
PAKISTAN	1	1	1	-	-	1	-	1	1	-	3	-	-	1	-	1	-	3	+2	+2	-	+2	+2	-
QATAR	0	0	0	-	-	-	-	-	-	-	0	-	-	-	-	-	-	0	-	-	-	-	-	-
SAUDI ARABIA	0	0	0	-	-	-	-	-	-	-	0	-	-	-	-	-	-	0	-	-	-	-	-	-
SRI LANKA	0	1	1	-	-	-	-	1	-	-	1	-	-	-	1	-	-	1	+1	-	-	-	-	-
SYRIAN ARAB REP.	0	0	0	-	-	-	-	-	-	-	0	-	-	-	-	-	-	0	-	-	-	-	-	-
UN. ARAB EMIRATES	0	0	0	-	-	-	-	-	-	-	0	-	-	-	-	-	-	0	-	-	-	-	-	-
TOTAL AREA	10	15	16	-	-	3	7	6	2	-	18	-	-	3	8	6	3	20	+10	+5	-	+4	-	
SOUTH EAST ASIA, THE PACIFIC AND AUSTRALIA																								
AUSTRALIA	3	4	7	-	-	1	2	2	-	-	5	-	-	1	2	2	-	5	+2	+1	-	-2	-2	-
INDONESIA	0	0	3	-	-	-	1	1	1	-	3	-	-	-	1	3	-	4	+4	+4	-	+1	+1	-
MALAYSIA	1	0	1	-	-	-	-	2	-	-	2	-	-	-	2	-	-	2	+1	+4	-	+1	+1	-
MYANMAR	0	0	0	-	-	-	-	-	-	-	0	-	-	-	-	-	-	0	-	-	-	-	-	-
NEW ZEALAND	0	0	0	-	-	-	-	-	-	-	0	-	-	-	-	-	-	0	-	-	-	-	-	-
SINGAPORE	0	0	0	-	-	-	-	-	-	-	0	-	-	-	-	-	-	0	-	-	-	-	-	-
THAILAND	3	6	5	-	-	-	5	-	-	-	5	-	-	-	5	-	-	5	+2	-1	-	-	-	-
TOTAL AREA	7	10	16	-	-	1	8	5	1	-	15	-	-	1	8	7	-	16	+9	+6	-	-	-	
FAR EAST																								
CAMBODIA	0	0	0	-	-	-	-	-	-	-	0	-	-	-	-	-	-	0	-	-	-	-	-	-
CHINA	1	1	2	-	-	-	-	1	-	-	1	-	-	-	1	-	-	1	-	-	-	-1	-1	-
DEM. P. REP. KOREA	1	1	2	-	-	-	1	1	-	-	2	-	-	-	-	-	-	1	-	-	-	-1	-1	-
JAPAN	13	16	14	-	1	1	6	4	1	-	13	-	-	1	6	3	1	11	-2	-5	-	-3	-3	-
KOREA, REP. OF	2	2	3	-	-	1	1	1	-	-	3	-	-	1	1	1	-	3	+1	+1	-	-	-	-
MONGOLIA	0	0	0	-	-	-	-	1	-	-	1	-	-	-	1	-	-	1	+1	+1	-	+1	+1	-
PHILIPPINES	1	3	5	-	-	-	-	4	1	-	5	-	-	-	4	-	-	4	+3	+1	-	-1	-1	-
VIET NAM	0	0	2	-	-	-	-	2	-	-	2	-	-	-	1	-	-	1	+1	+1	-	-1	-1	-
TOTAL AREA	18	23	28	-	1	2	8	14	2	-	27	-	-	2	7	12	1	22	+4	-1	-	-6	-	
GRAND TOTAL	193	256	273	1	6	55	117	84	10	-	273	1	4	59	115	86	7	272	+79	+16	-	-1	-	

) An asterisk () in the table above indicates a staff member in a P-5 post who holds the personal grade of D-1

**) For the purpose of comparison, the figures for Eastern and Western Europe have been adjusted for the years 1981, 1985 and 1989 to reflect the unification of Germany.

OUTSIDE APPLICATIONS RECEIVED IN RESPONSE TO SAFEGUARDS INSPECTOR VACANCY NOTICES
FOR THE PERIOD 91.08.02 TO 92.08.01

►MEMBER STATES BELONGING TO THE GROUP OF 77

COUNTRIES	FEMALE	MALE	TOTAL
ALGERIA	0	1	1
ARGENTINA	2	0	2
BANGLADESH	0	5	5
BOLIVIA	0	1	1
BRAZIL	0	1	1
EGYPT	0	10	10
JORDAN	0	2	2
KENYA	0	1	1
KOREA, REP. OF	0	4	4
LEBANON	0	1	1
LIBYAN ARAB JAM.	0	2	2
MEXICO	0	1	1
MOROCCO	0	2	2
MYANMAR	0	2	2
NIGERIA	0	4	4
PAKISTAN	0	6	6
PERU	0	1	1
PHILIPPINES	1	2	3
ROMANIA	0	7	7
TUNISIA	0	1	1
YUGOSLAVIA	0	5	5
ZAIRE, REP. OF	0	1	1
T O T A L	3	60	63

►►ALL OTHER MEMBER STATES

COUNTRIES	FEMALE	MALE	TOTAL
AUSTRALIA	0	1	1
AUSTRIA	0	3	3
BULGARIA	0	3	3
CANADA	0	9	9
CHINA	0	2	2
CZECH & SLOVAK F.R.	2	7	9
GERMANY	0	4	4
HUNGARY	0	1	1
ISRAEL	0	2	2
ITALY	0	4	4
JAPAN	0	4	4
NETHERLANDS	0	1	1
NORWAY	0	2	2
POLAND	0	1	1
REPUBLIC OF BELARUS	0	2	2
RUSSIAN FEDERATION	0	3	3
SPAIN	0	2	2
SWEDEN	0	1	1
UK	0	10	10
UKRAINE	0	1	1
USA	3	58	61
T O T A L	5	121	126

►►GRAND TOTAL

COUNTRIES	FEMALE	MALE	TOTAL
43	8	181	189

