

International Atomic Energy Agency

BOARD OF GOVERNORS GENERAL CONFERENCE



GOV/2536--GC(XXXV)/968
23 August 1991

GENERAL Distr.
Original: ENGLISH

STAFFING OF THE AGENCY'S SECRETARIAT

Implementation of General Conference resolution GC(XXV)/RES/386

1. In accordance with paragraph 3 of resolution GC(XXV)/RES/386 and paragraph 3 of resolution GC(XXXIV)/RES/541, the Director General presents, in the Annexes hereto, statistical data on the Professional staffing situation in the Secretariat.
2. In the light of the discussion under this agenda item in the Board of Governors last September, the reference date has this year been changed from 1 September to 1 August in order to ensure earlier distribution of the document. However, the reference dates for 1981, 1985 and 1990 remain 1 September.
3. The tables are similar in substance to those provided last year, in document GOV/2473--GC(XXXIV)/927. However, the number of charts has been increased, partly in response to the last phrase in paragraph 3 of resolution GC(XXXIV)/RES/541, which calls for reports reflecting "the percentage of posts held by nationals of developing countries both region-wise and as a whole from year to year". As there is no generally accepted definition of "developing country" within the Agency, the additional charts in question are based on a division of countries into those which are members of the Group of 77 - to which most developing countries belong - and those which do not.

4. The information on applications received is this year in two tables – one showing applications received in response to vacancy notices for the appointments made during the reference period and one showing applications received in response to safeguards inspector vacancy notices during the reference period.

5. As in the past, the data relate to staff members in posts that are subject to geographical distribution; staff in linguistic posts (i.e. interpreters, revisers, translators and editors) and shared-cost posts are not covered. Of the 680 staff members in the Professional and higher categories, 613 are in posts subject to geographical distribution. However, again as in the past, information is also given on cost-free experts, extra-budgetary staff and consultants, provided they were being employed by the Agency on 1 August 1991 and that their term of employment was six months or longer.

6. Data on female staff and female applicants and on the staffing of the Department of Safeguards are provided in separate Annexes.

7. The data presented in Annexes I to IX are as follows:

- Annex I – Professional and higher category staff by area and country;
- Annex II – Professional and higher category staff by area (in terms of total numbers and percentages);
- Annex III – Professional and higher category staff from Member States belonging to the Group of 77 States and from other Member States (in terms of total numbers and percentages);
- Annex IV – Senior staff (i.e. Principal Officers, Directors and Deputy Directors General) from Member States belonging to the Group of 77 and from other Member States (in terms of total numbers and percentages);
- Annex V – Professional and higher category staff by sex (in terms of total numbers and percentages);
- Annex VI – Cost-free experts, extra-budgetary staff and consultants;

- Annex VII -- Number of applications received in response to vacancy notices for the 65 appointments which were made during the period 2 September 1990 -- 1 August 1991;
- Annex VIII -- Department of Safeguards: Professional and higher category staff by area and country;
- Annex IX -- Department of Safeguards: Number of applications received in response to safeguards inspector vacancy notices during the period 2 September 1990 -- 1 August 1991;

Abbreviations used in the Annexes:

DGO	Director General's Office and Secretariat of the Policy-making Organs
AD	Department of Administration
RI	Department of Research and Isotopes
SG	Department of Safeguards
TC	Department of Technical Co-operation
NE	Department of Nuclear Energy and Safety

PROFESSIONAL AND HIGHER CATEGORY STAFF BY AREA AND COUNTRY

COUNTRIES (tentatively arranged by geographical area)	POSITION SEPTEMBER 1981 TOTAL	INCREASE DECREASE 1981-1985	POSITION SEPTEMBER 1985 TOTAL	POSITION 1 September 1990							CHANGES DURING THE PERIOD							POSITION 1 August 1991							COMPARED TO 1981 STAFF			
				DDG	D	P-5	P-4	P-3	P-2	P-1	TOTAL	DDG	D	P-5	P-4	P-3	P-2	P-1	TOTAL	DDG	D	P-5	P-4	P-3		P-2	P-1	TOTAL
NORTH AMERICA																												
CANADA	18	0	18	1	-	7	9	2	1	-	20	0	0	0	0	0	0	0	1	-	7	9	2	1	-	20	+2	
USA	91	+5	96	1	3	30*	35	24	6	1	100	0	0	+1	+2	-4	+1	-1	1	3	31*	37	20	7	-	99	+8	
TOTAL AREA	109	+5	114	2	3	37	44	26	7	1	120	0	0	+1	+2	-4	+1	-1	2	3	38	46	22	8	-	119	+10	
LATIN AMERICA																												
ARGENTINA	4	-1	3	-	-	3*	1	-	-	-	4	0	0	0	0	0	0	0	-	-	3*	1	-	-	-	4	0	
BOLIVIA	1	+2	3	-	-	-	3	1	-	-	4	0	0	0	0	0	0	0	-	-	-	3	1	-	-	4	+3	
BRAZIL	4	+5	9	-	1	-	1	3	1	-	6	0	0	+1	-1	+1	-1	0	-	1	1	4	3	-	-	5	+2	
CHILE	2	0	2	-	-	-	2	2	-	-	4	0	0	0	+1	0	0	0	-	-	-	2	3	-	-	5	+3	
COLOMBIA	1	0	1	-	-	1	-	1	-	-	2	0	0	0	0	0	0	0	-	-	1	-	1	-	-	2	+1	
COSTA RICA	0	0	0	-	-	-	-	-	-	-	0	0	0	0	0	0	0	0	-	-	-	-	-	-	-	0	0	
CUBA	0	+1	1	-	-	-	-	2	1	-	3	0	0	0	0	+1	-1	0	-	-	-	-	3	-	-	3	+3	
DOMINICAN REP.	0	0	0	-	-	-	-	-	-	-	0	0	0	0	0	0	0	0	-	-	-	-	-	-	-	0	0	
ECUADOR	0	+1	1	-	-	-	1	-	-	-	1	0	0	0	-1	0	+1	0	-	-	-	-	-	1	-	1	+1	
EL SALVADOR	0	0	0	-	-	-	-	-	-	-	0	0	0	0	0	0	0	0	-	-	-	-	-	-	-	0	0	
GUATEMALA	1	0	1	-	-	-	1	-	-	-	1	0	0	0	0	0	0	0	-	-	-	1	-	-	-	1	0	
HAITI	0	0	0	-	-	-	-	-	-	-	0	0	0	0	0	0	0	+1	-	-	-	-	1	-	-	1	+1	
JAMAICA	0	0	0	-	-	-	-	1	-	-	1	0	0	0	+1	-1	0	0	-	-	-	1	-	-	-	1	+1	
MEXICO	1	+4	5	-	1	3	-	5	-	-	9	0	0	0	0	0	0	0	-	1	3	-	6	-	-	10	+9	
NICARAGUA	0	0	0	-	-	-	-	-	-	-	0	0	0	0	0	0	0	0	-	-	-	-	-	-	-	0	0	
PANAMA	1	-1	0	-	-	-	-	-	-	-	0	0	0	0	0	0	0	0	-	-	-	-	-	-	-	0	-1	
PARAGUAY	0	0	0	-	-	-	-	-	-	-	0	0	0	0	0	0	0	0	-	-	-	-	-	-	-	0	0	
PERU	2	+1	3	-	-	-	1	1	3	-	5	0	0	0	0	0	0	0	-	-	-	1	1	3	-	5	+3	
URUGUAY	0	+1	1	-	-	-	-	1	-	-	1	0	0	0	0	0	0	0	-	-	-	-	-	-	-	0	0	
VENEZUELA	1	+2	3	-	-	-	1	3	-	-	4	0	0	0	0	0	0	0	-	-	-	1	3	-	-	4	+3	
TOTAL AREA	18	+15	33	-	2	7	11	19	6	-	45	0	0	+1	-1	+3	-1	0	-	2	8	10	22	5	-	47	+29	
WESTERN EUROPE																												
AUSTRIA	20	-3	17	-	-	3*	8	8	3	-	22	0	0	0	-1	-1	0	0	-	-	3*	7	7	3	-	20	0	
BELGIUM	8	+1	9	-	-	2	4	1	-	-	7	0	0	0	-1	-1	0	0	-	-	1	3	1	-	-	5	-3	
CYPRUS	0	0	0	-	-	-	-	-	-	-	0	0	0	0	0	0	0	0	-	-	-	-	-	-	-	0	0	
DENMARK	5	-1	4	-	-	1	1	1	-	-	3	0	0	0	-1	0	+1	0	-	-	-	1	2	-	-	3	-2	
FINLAND	6	+2	8	-	-	1	3	-	1	-	5	0	0	0	0	0	0	-1	-	-	1	3	0	-	-	4	-2	
FRANCE	22	+7	29	-	2	8*	11	2	2	1	26	0	0	0	0	-1	0	0	-	2	8*	10	2	2	1	25	+3	
GERMANY	42	+3	45	-	2	18	22	4	2	-	48	0	0	0	+1	-1	0	0	-	2	19	21	4	2	48	+6		
GREECE	5	+1	6	-	-	2*	1	-	-	-	3	0	0	0	0	0	0	0	-	-	2*	1	-	-	-	3	-2	
HOLY SEE	0	0	0	-	-	-	-	-	-	-	0	0	0	0	0	0	0	0	-	-	-	-	-	-	-	0	0	
ICELAND	1	0	1	-	-	-	-	1	-	-	1	0	0	0	0	0	0	0	-	-	-	-	1	-	-	1	0	
IRELAND	2	+1	3	-	-	-	-	1	1	-	2	0	0	0	0	0	0	0	-	-	-	-	-	-	-	0	0	
ITALY	17	+6	23	1	2	10	4	3	3	-	23	-1	0	0	0	0	0	-1	-	2	10	4	3	2	-	21	+4	
LIECHTENSTEIN	0	0	0	-	-	-	-	-	-	-	0	0	0	0	0	0	0	0	-	-	-	-	-	-	-	0	0	
LUXEMBOURG	1	-1	0	-	-	-	-	-	-	-	0	0	0	0	0	0	0	0	-	-	-	-	-	-	-	0	-1	
MONACO	1	-1	0	-	-	-	-	-	-	-	0	0	0	0	0	0	0	0	-	-	-	-	-	-	-	0	0	
NETHERLANDS	6	+2	8	-	-	4*	4	-	-	-	8	0	0	0	0	-2	0	0	-	-	4*	2	-	-	-	6	0	
NORWAY	1	0	1	-	1	-	-	1	-	-	2	0	0	0	0	0	0	0	-	1	-	-	1	-	-	2	+1	
PORTUGAL	2	+1	3	-	-	-	-	-	-	-	0	0	0	0	0	0	0	0	-	-	-	-	-	-	-	0	-2	
SPAIN	2	+10	12	-	1	3	5	2	-	-	11	0	0	0	+1	-1	+1	0	-	1	3	6	1	1	-	12	+10	
SWEDEN	9	+1	10	-	-	2*	4	1	-	-	7	0	0	0	0	0	0	0	-	-	2*	4	1	-	-	7	-2	
SWITZERLAND	6	+1	7	-	-	1	2	-	-	-	3	0	0	0	0	0	0	0	-	-	1	2	-	-	-	3	-3	
TURKEY	5	+3	8	-	-	1	4	4	1	-	10	0	0	0	0	-1	0	0	-	-	1	4	3	1	-	9	+4	
UK	25	+6	31	-	2	10	6	8	3	-	29	0	+1	-1	0	+2	0	0	-	3	9	6	10	3	-	31	+6	
TOTAL AREA	186	+39	225	1	10	66	79	37	16	1	210	-1	+1	-2	-5	-1	-2	0	-10	-	11	64	74	36	14	1	200	+14

PROFESSIONAL AND HIGHER CATEGORY STAFF BY AREA AND COUNTRY

COUNTRIES (tentatively arranged by geographical area)	POSITION SEPTEMBER 1981 TOTAL	INCREASE DECREASE 1981-1985	POSITION SEPTEMBER 1985 TOTAL	POSITION 1 September 1990							CHANGES DURING THE PERIOD							POSITION 1 August 1991							COMPARED TO 1981 STAFF		
				DDG	D	P-5	P-4	P-3	P-2	P-1	TOTAL	DDG	D	P-5	P-4	P-3	P-2	P-1	TOTAL	DDG	D	P-5	P-4	P-3		P-2	P-1
EASTERN EUROPE																											
ALBANIA	0		0	-	-	-	-	-	-	0	0	0	0	0	0	0	0	-1	-	-	-	-	-	-	0	0	
BULGARIA	6	-3	3	-	-	1	3	1	-	5	0	0	-1	0	0	0	0	-1	-	-	3	1	-	-	4	-2	
BYELORUSSIAN SSR	1	+3	4	-	-	-	1	2	-	3	0	0	0	0	0	0	0	0	-	-	1	2	-	-	3	+2	
CZECH AND SLOVAK F.R.	9	-1	8	-	-	1	3	-	-	4	0	0	0	-1	+1	0	0	0	-	-	1	2	1	-	4	-5	
HUNGARY	6	-2	4	-	-	2	2	-	-	4	0	0	0	-1	+1	0	0	0	-	-	2	1	1	-	4	-2	
POLAND	10	-3	7	-	1	-	1	4	1	7	0	0	0	-1	+1	-1	0	-1	-	1	-	5	-	-	6	-4	
ROMANIA	2	0	2	-	-	-	1	1	-	2	0	0	+1	0	0	0	+1	+2	-	-	1	1	1	1	4	+2	
UKRAINIAN SSR	3	+2	5	-	-	-	3	2	1	6	0	0	0	0	0	0	0	0	-	-	3	2	1	-	6	+3	
USSR	45	-6	39	1	2	12	19	13	4	51	0	0	-1	+2	0	0	0	+1	1	2	11	21	13	4	52	+7	
YUGOSLAVIA	2	+5	7	-	-	4	3	5	-	12	0	0	0	+1	-1	0	0	0	-	-	4	4	4	-	12	+10	
TOTAL AREA	84	-5	79	1	3	20	36	28	6	94	0	0	-1	0	+2	-1	+1	+1	1	3	19	36	30	5	1	95	+11
AFRICA																											
ALGERIA	1	0	1	-	-	1	-	-	-	1	0	0	0	0	0	0	0	0	-	-	1	-	-	-	1	0	
CAMEROON	0	0	0	-	-	-	-	-	-	0	0	0	0	0	0	+1	0	+1	-	-	-	-	1	-	1	+1	
COTE D'IVOIRE	0	0	0	-	-	-	-	-	-	0	0	0	0	0	0	0	0	0	-	-	-	-	-	-	0	0	
EGYPT	3	+6	9	-	2	1	2	3	-	8	0	0	0	0	0	0	0	0	-	2	1	2	3	-	8	+5	
ETHIOPIA	0	+2	2	-	1	-	-	1	-	2	0	0	0	0	0	+1	0	+1	-	1	-	1	1	-	3	+3	
GABON	0	0	0	-	-	-	-	-	-	0	0	0	0	0	0	0	0	0	-	-	-	-	-	-	0	0	
GHANA	3	0	3	-	-	1	2	2	1	6	0	0	0	-1	0	0	0	-1	-	-	1	1	2	1	5	+2	
KENYA	1	+3	4	-	-	-	1	-	-	1	0	0	0	0	0	0	0	0	-	-	-	1	-	-	1	0	
LIBERIA	0	0	0	-	-	-	-	-	-	0	0	0	0	0	0	0	0	0	-	-	-	-	-	-	0	0	
LIBYAN ARAB JAM.	0	0	0	-	-	-	-	-	-	0	0	0	0	0	0	0	0	0	-	-	-	-	-	-	0	0	
MADAGASCAR	0	0	0	-	-	-	-	-	-	0	0	0	0	0	0	0	0	0	-	-	-	-	-	-	0	0	
MALI	1	0	1	-	-	-	-	-	-	0	0	0	0	0	0	0	0	0	-	-	-	-	-	-	0	-1	
MAURITIUS	0	0	0	-	-	-	-	-	-	0	0	0	0	+1	0	0	0	+1	-	-	1	-	-	-	1	+1	
MOROCCO	0	0	0	-	-	-	-	3	-	3	0	0	0	0	-1	0	0	-1	-	-	-	2	-	-	2	+2	
NAMIBIA	0	0	0	-	-	-	-	-	-	0	0	0	0	0	0	0	0	0	-	-	-	-	-	-	0	0	
NIGER	0	0	0	-	-	-	-	-	-	0	0	0	0	0	0	0	0	0	-	-	-	-	-	-	0	0	
NIGERIA	2	0	2	-	-	-	2	1	1	4	0	0	0	+1	-1	0	0	0	-	-	1	1	1	1	4	+2	
SENEGAL	0	+1	1	-	-	-	-	-	-	0	0	0	0	0	0	0	0	0	-	-	-	-	-	-	0	0	
SIERRA LEONE	0	+1	1	-	-	-	-	-	-	0	0	0	0	0	0	0	0	0	-	-	-	-	-	-	0	0	
SOUTH AFRICA	2	-1	1	-	-	1	-	-	-	1	0	0	0	0	0	0	0	0	-	-	1	-	-	-	1	-1	
SUDAN	2	0	2	-	-	1*	1	-	-	2	0	0	0	0	+1	0	0	+1	-	-	1*	1	1	-	3	+1	
TANZANIA, UN.REP.	0	+1	1	-	-	-	-	-	-	0	0	0	0	0	0	0	0	0	-	-	-	-	-	-	0	0	
TUNISIA	0	+2	2	-	-	-	-	2	-	2	0	0	0	+1	-1	0	0	0	-	-	-	1	1	-	2	+2	
UGANDA	0	0	0	-	-	-	-	-	-	0	0	0	0	0	0	0	0	0	-	-	-	-	-	-	0	0	
ZAIRE, REP. OF	1	0	1	-	-	-	1	1	-	2	0	0	0	0	0	0	0	0	-	-	1	1	-	-	2	+1	
ZAMBIA	0	+1	1	-	-	-	1	-	1	2	0	0	0	0	0	0	0	0	-	-	-	-	1	-	2	+2	
ZIMBABWE	0	0	0	-	-	-	-	-	-	0	0	0	0	0	0	0	0	0	-	-	-	-	-	-	0	0	
TOTAL AREA	16	+16	32	-	3	5	10	13	2	34	0	0	+1	0	-1	+2	0	+2	-	3	6	10	12	4	1	36	+20

PROFESSIONAL AND HIGHER CATEGORY STAFF BY AREA AND COUNTRY

COUNTRIES (tentatively arranged by geographical area)	POSITION SEPTEMBER 1981 TOTAL	INCREASE DECREASE 1981-1985	POSITION SEPTEMBER 1985 TOTAL	POSITION 1 September 1990							CHANGES DURING THE PERIOD							POSITION 1 August 1991							COMPARED TO 1981 STAFF			
				DDG	D	P-5	P-4	P-3	P-2	P-1	TOTAL	DDG	D	P-5	P-4	P-3	P-2	P-1	TOTAL	DDG	D	P-5	P-4	P-3		P-2	P-1	TOTAL
MIDDLE EAST AND SOUTH ASIA																												
AFGHANISTAN	0	0	0	-	-	-	-	-	-	-	0	0	0	0	0	0	0	0	-	-	-	-	-	-	-	0	0	
BANGLADESH	3	+2	5	-	-	1	5	2	-	-	8	0	0	0	0	0	+1	+1	0	0	0	0	0	0	0	0	10	+7
INDIA	6	+1	7	-	1	3	4	-	-	-	8	0	0	0	0	0	0	0	-	1	3	4	-	-	-	8	+2	
IRAN, ISLAMIC REP.	3	+1	4	-	-	1	3	3	-	-	7	0	0	0	0	+1	-1	0	0	0	0	0	0	0	0	7	+4	
IRAQ	0	+1	1	-	-	-	-	2	-	-	2	0	0	0	0	0	0	0	0	0	0	0	0	0	0	2	+2	
ISRAEL	2	-1	1	-	-	-	2	-	-	-	2	0	0	0	0	0	0	0	0	0	0	0	0	0	0	2	0	
JORDAN	0	0	0	-	-	-	-	-	1	-	1	0	0	0	0	0	0	0	0	0	0	0	0	0	0	1	+1	
KUWAIT	0	0	0	-	-	-	-	-	-	-	0	0	0	0	0	0	0	0	0	0	0	0	0	0	0	0	0	0
LEBANON	3	0	3	-	-	1	1	1	1	-	4	0	0	0	0	0	0	0	0	0	0	0	0	0	0	4	+1	
PAKISTAN	3	-2	1	-	-	1	1	1	-	-	3	0	0	0	+1	-1	0	+1	0	0	0	0	0	0	0	4	+1	
QATAR	0	0	0	-	-	-	-	-	-	-	0	0	0	0	0	0	0	0	0	0	0	0	0	0	0	0	0	0
SAUDI ARABIA	0	0	0	-	-	-	-	-	-	-	0	0	0	0	0	0	0	0	0	0	0	0	0	0	0	0	0	0
SRI LANKA	1	+5	6	-	1	-	1	2	-	-	4	0	0	0	0	0	0	0	0	0	0	0	0	0	0	4	+3	
SYRIAN ARAB REP.	0	0	0	-	-	-	-	-	-	-	0	0	0	0	0	0	0	0	0	0	0	0	0	0	0	0	0	0
UN. ARAB EMIRATES	0	0	0	-	-	-	-	-	-	-	0	0	0	0	0	0	0	0	0	0	0	0	0	0	0	0	0	0
TOTAL AREA	21	+7	28	-	2	7	17	11	2	-	39	0	0	+1	0	0	+2	0	+3	-	2	8	17	11	4	-	42	+21
SOUTH EAST ASIA AND THE PACIFIC																												
AUSTRALIA	5	+1	6	-	1	5	4	1	1	-	12	0	0	-2	0	+1	+1	0	0	-	1	3	4	2	2	-	12	+7
INDONESIA	3	-1	2	-	1	-	1	1	2	-	5	0	0	0	0	0	0	0	0	-	1	-	1	1	2	-	5	+2
MALAYSIA	0	+2	2	1	-	-	1	3	-	-	5	0	0	+1	-1	0	0	0	0	1	-	1	-	3	-	5	+5	
MYANMAR	0	+1	1	-	-	-	1	-	-	-	1	0	0	0	0	0	0	0	0	-	-	1	-	-	-	1	+1	
NEW ZEALAND	1	+2	3	-	-	-	-	1	-	-	1	0	0	0	0	0	0	0	0	-	-	-	1	-	-	1	0	
SINGAPORE	0	+1	1	-	-	-	-	-	-	-	0	0	0	0	0	0	0	0	0	-	-	-	-	-	-	0	0	
THAILAND	4	+3	7	-	-	1	4	1	-	-	6	0	0	0	+1	-1	0	0	0	-	-	1	5	-	-	6	+2	
TOTAL AREA	13	+9	22	1	2	6	11	7	3	-	30	0	0	-1	0	0	+1	0	0	1	2	5	11	7	4	-	30	+17
FAR EAST																												
CHINA	2	+1	3	-	1	-	3	3	-	-	7	0	0	0	0	0	0	0	0	-	1	-	3	3	-	-	7	+5
DEM. KAMPUCHEA	0	0	0	-	-	-	-	-	-	-	0	0	0	0	0	0	0	0	0	-	-	-	-	-	-	0	0	
DEM. P. REP. KOREA	1	0	1	-	-	-	1	2	-	-	3	0	0	0	0	-1	0	0	-1	-	-	1	1	-	-	2	+1	
JAPAN	23	+3	26	-	1	3	5	7	1	-	17	+1	0	0	+3	-1	0	0	+3	1	1	3	8	6	1	20	-3	
KOREA, REP. OF	3	0	3	-	-	1	2	1	-	-	4	0	0	0	0	0	0	0	0	-	-	1	2	1	-	4	+1	
MONGOLIA	0	0	0	-	-	-	-	-	-	-	0	0	0	0	0	+1	0	0	+1	-	-	-	1	-	-	1	+1	
PHILIPPINES	4	+3	7	-	-	-	-	5	3	-	8	0	0	0	0	0	0	0	0	-	-	-	5	3	-	8	+4	
VIET NAM	1	0	1	-	-	-	-	2	-	-	2	0	0	0	0	0	0	0	0	-	-	-	2	-	-	2	+1	
TOTAL AREA	34	+7	41	-	2	4	11	20	4	-	41	+1	0	0	+3	-1	0	0	+3	1	2	4	14	19	4	-	44	+10
GRAND TOTAL	481	+93	574	5	27	152	219	161	46	3	613	0	+1	0	-1	-2	+2	0	0	5	28	152	218	159	48	3	613	+132

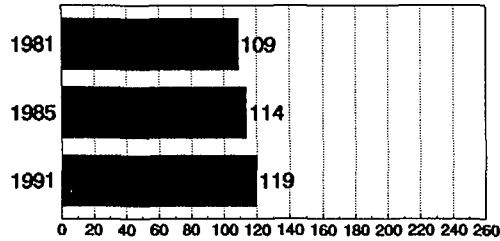
AN ASTERISK (*) IN THE TABLE ABOVE INDICATES A STAFF MEMBER IN A P-5 POST WHO HOLDS THE PERSONAL GRADE OF D-1

FOR THE PURPOSE OF COMPARISON, THE FIGURES FOR EASTERN AND WESTERN EUROPE HAVE BEEN ADJUSTED FOR THE YEARS 1981-1985 TO REFLECT THE UNIFICATION OF GERMANY

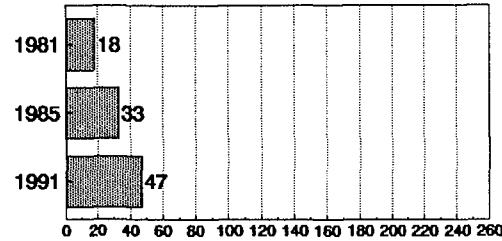
PROFESSIONAL AND HIGHER CATEGORY STAFF BY AREA

(in terms of total numbers and percentages)

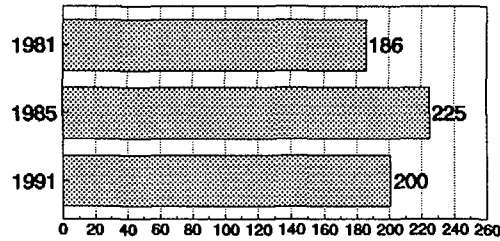
TOTAL NUMBERS OF STAFF BY AREA



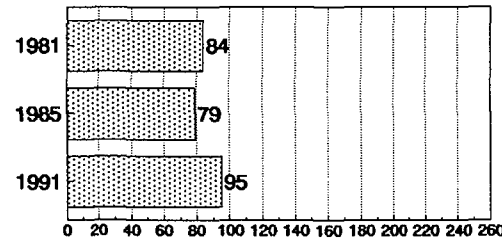
North America



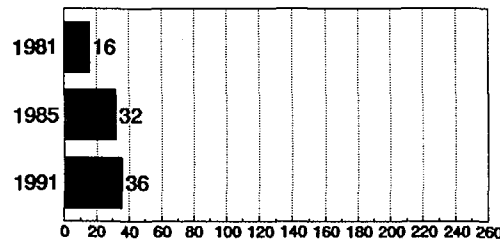
Latin America



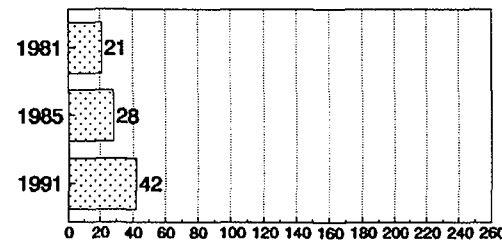
Western Europe



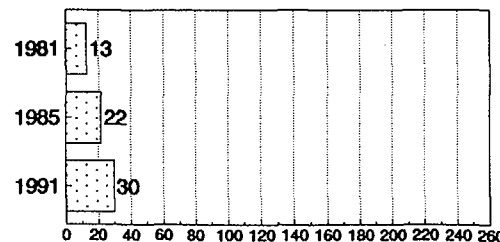
Eastern Europe



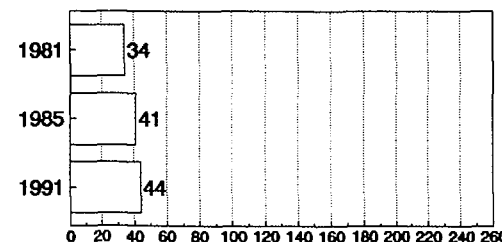
Africa



Middle East and South Asia

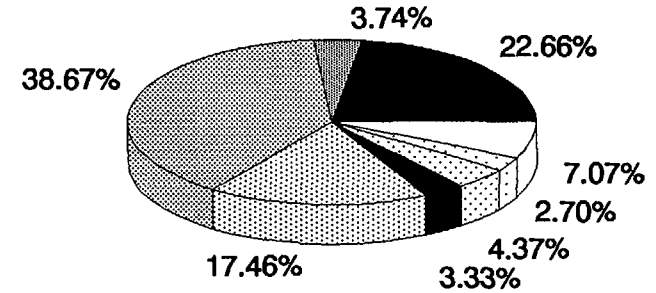


South East Asia and the Pacific

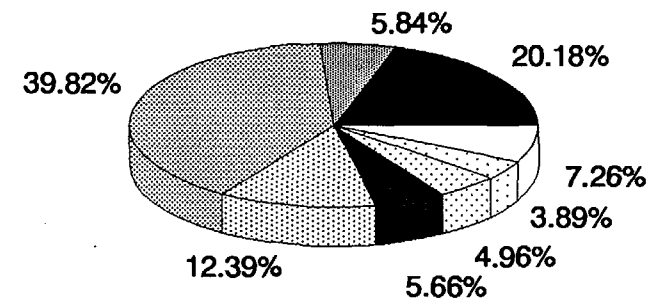


Far East

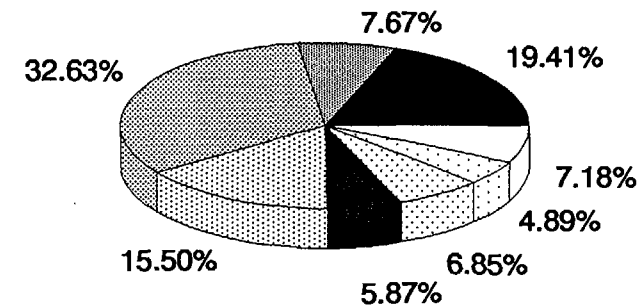
PERCENTAGES BY AREA



1981



1985

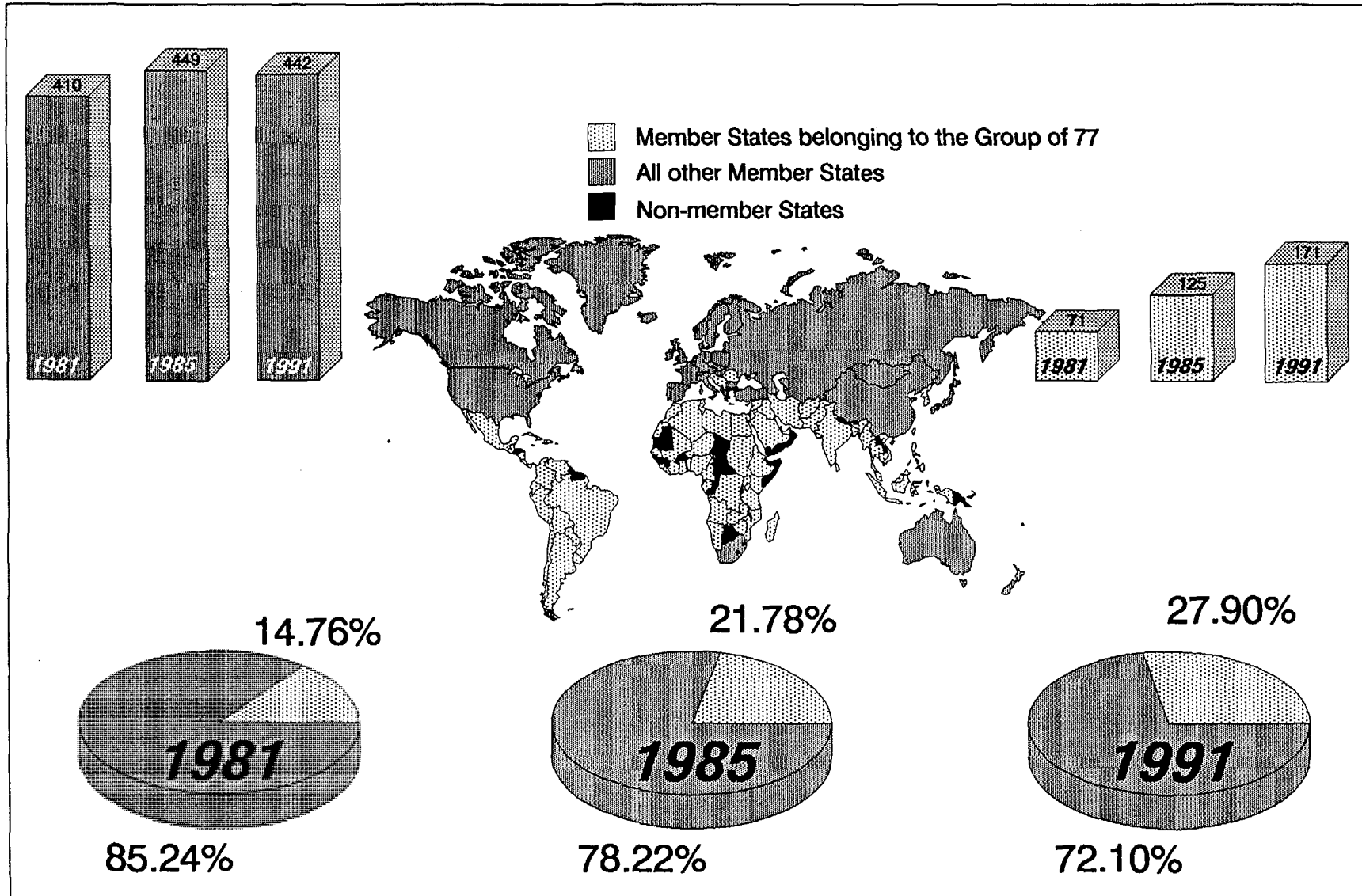


1991

PROFESSIONAL AND HIGHER CATEGORY STAFF

FROM MEMBER STATES BELONGING TO THE GROUP OF 77 AND FROM OTHER MEMBER STATES

(in terms of total numbers and percentages)

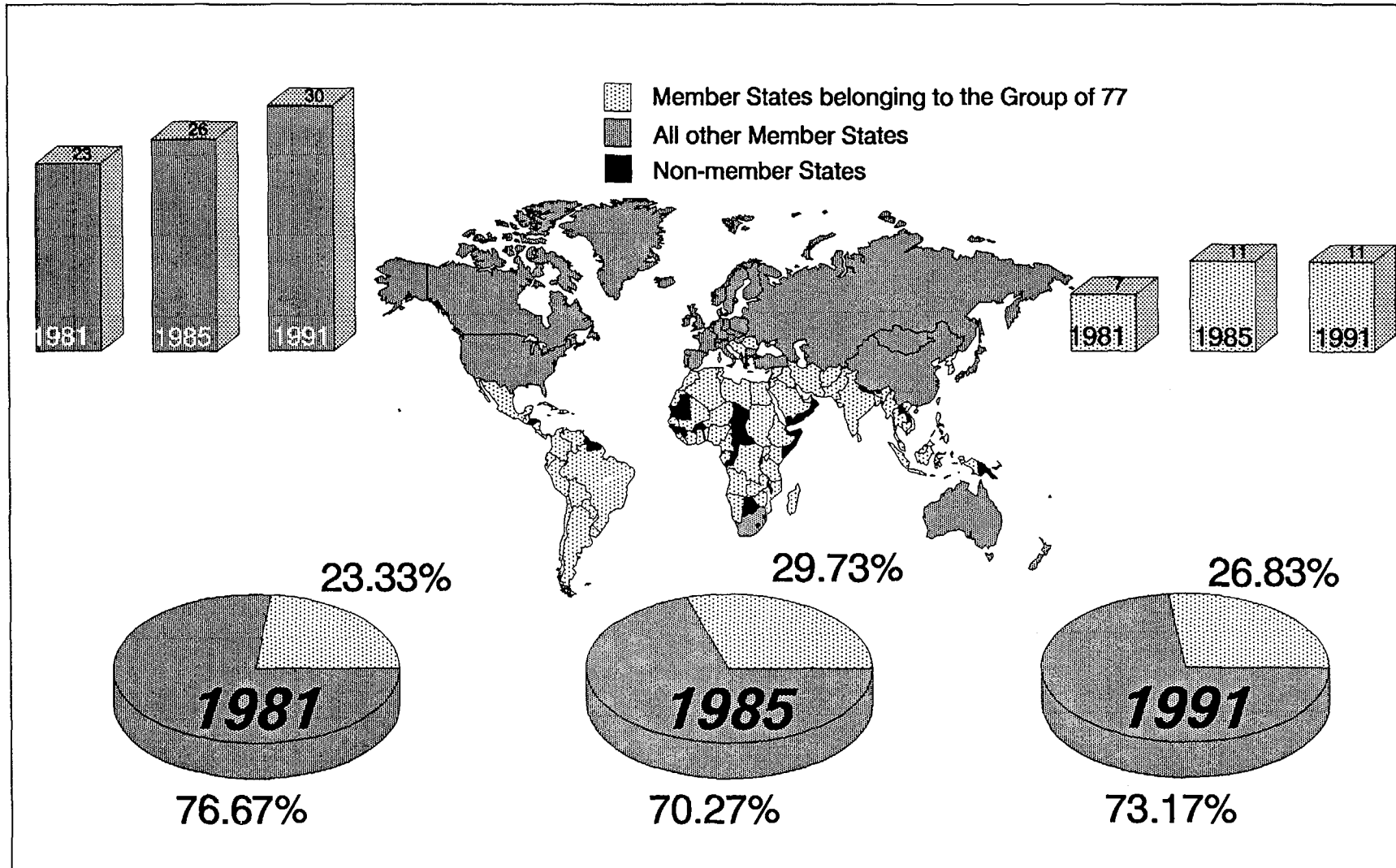


SENIOR STAFF

(i.e. Principal Officers, Directors and Deputy Directors General)

FROM MEMBER STATES BELONGING TO THE GROUP OF 77 AND FROM OTHER MEMBER STATES

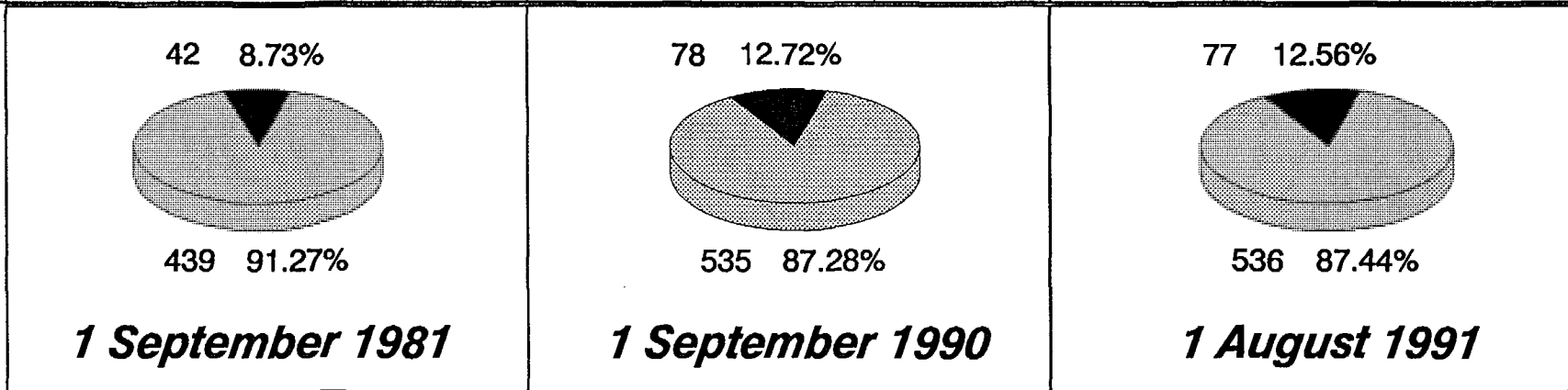
(in terms of total numbers and percentages)



PROFESSIONAL AND HIGHER CATEGORY STAFF BY SEX

(in terms of total numbers and percentages)

GRADE	1 SEPTEMBER 1981			1 SEPTEMBER 1990			1 AUGUST 1991		
	TOTAL STAFF	FEMALE STAFF	PERCENTAGE OF FEMALES	TOTAL STAFF	FEMALE STAFF	PERCENTAGE OF FEMALES	TOTAL STAFF	FEMALE STAFF	PERCENTAGE OF FEMALES
DDG	5	0	0.00	5	0	0.00	5	0	0.00
D-2	8	0	0.00	9	0	0.00	11	0	0.00
D-1	14	0	0.00	18	1	5.55	17	1	5.88
P-5	115 ^{*)}	1	0.86	152 ^{**)}	8 ^{***)}	5.26	152 ^{**)}	9 ^{***)}	5.92
P-4	157	9	5.37	219	18	8.21	218	19	8.71
P-3	129	15	11.62	161	32	19.87	159	30	18.86
P-2	41	15	36.58	46	18	39.13	48	17	35.41
P-1	12	2	16.66	3	1	33.33	3	1	33.33
TOTAL	481	42	8.73	613	78	12.78	613	77	12.56



^{*)} Includes 3 staff members holding personal grade of Principal Officer D-1.
^{**)} Includes 8 staff members holding personal grade of Principal Officer D-1.
^{***)} Includes 1 female staff member holding personal grade of Principal Officer D-1.

COST-FREE EXPERTS, EXTRA-BUDGETARY STAFF AND CONSULTANTS

MEMBER STATES	COST-FREE EXPERTS							TOTAL	EXTRA-BUDGETARY STAFF							TOTAL	CONSULTANTS							TOTAL	GRAND TOTAL
	DGO	AD	RI	SG	TC	NE	DGO		AD	RI	SG	TC	NE	DGO	AD		RI	SG	TC	NE					
ARGENTINA	-	-	-	-	-	-	-	-	-	-	2	-	-	-	-	-	-	1	1	3					
AUSTRIA	-	-	-	-	-	-	-	-	-	-	-	-	-	-	1	-	-	-	1	1					
BELGIUM	-	-	-	-	-	-	-	-	-	1	-	-	-	-	-	-	-	-	-	1					
BRAZIL	-	-	-	-	-	-	-	-	-	-	-	-	-	-	-	-	-	1	1	1					
BULGARIA	-	-	-	-	-	-	-	-	-	-	-	-	-	-	1	-	-	-	1	1					
BYELORUSSIAN SSR	-	-	-	-	-	-	-	-	-	-	-	-	-	-	-	1	-	-	1	1					
CANADA	-	-	1	3	-	1	5	-	-	-	-	-	-	-	-	-	-	-	-	5					
CHINA	-	-	-	-	-	-	-	-	-	1	-	-	1	-	-	-	-	-	-	2					
CZECH & SLOVAK F.R.	-	-	-	-	-	-	-	-	-	-	-	-	-	-	-	-	-	1	1	1					
EGYPT	-	-	-	-	-	-	-	-	-	-	1	-	-	-	-	-	-	-	-	1					
FINLAND	-	-	-	1	-	1	2	-	-	-	-	-	-	-	-	-	-	-	-	2					
FRANCE	-	-	-	2	-	3	5	-	-	-	-	-	1	-	-	-	-	-	1	6					
GERMANY	-	-	2	3	1	1	7	-	-	-	-	-	-	-	-	-	-	-	-	8					
HUNGARY	-	-	-	-	-	-	-	-	-	-	-	-	-	1	-	-	-	-	1	1					
INDIA	-	-	-	-	-	-	-	-	-	2	-	-	-	-	-	-	-	1	1	3					
IRAN, ISLAMIC REP.	-	-	-	-	-	-	-	-	-	1	-	-	-	-	-	-	-	-	-	1					
ITALY	-	-	-	-	-	-	-	-	1	7	-	-	1	-	-	-	-	-	1	10					
JAPAN	-	2	1	2	1	3	9	-	-	-	-	-	-	-	-	-	-	-	-	9					
KOREA, REP.OF	-	-	-	-	-	2	2	-	-	-	-	-	-	-	-	-	-	1	1	3					
LEBANON	-	-	-	-	-	-	-	-	-	1	-	-	-	-	-	-	-	-	-	1					
LIBYAN ARAB JAM.	-	-	-	-	-	1	1	-	-	-	-	-	-	-	-	-	-	-	-	1					
MEXICO	-	-	-	-	-	1	1	-	-	-	-	-	-	-	-	-	-	-	-	1					
NETHERLANDS	-	-	2	-	-	1	3	-	-	-	-	-	-	-	-	-	-	-	-	3					
NEW ZEALAND	-	-	-	-	-	-	-	-	-	1	-	-	-	-	-	-	-	-	-	1					
PAKISTAN	-	-	-	-	-	-	-	-	-	2	-	-	-	-	-	-	-	-	-	2					
PORTUGAL	-	-	-	-	-	-	-	-	-	1	-	-	-	-	-	-	-	-	-	1					
SUDAN	-	-	-	-	-	-	-	-	-	1	-	-	-	-	-	-	-	-	-	1					
SWEDEN	-	-	1	-	-	-	1	-	-	-	-	-	-	1	-	-	-	-	1	2					
SYRIAN ARAB REP.	-	-	-	-	-	-	-	-	-	1	-	-	-	-	-	-	-	-	-	1					
TURKEY	-	-	-	-	-	-	-	-	-	-	-	-	-	1	-	-	-	-	1	1					
UK	-	-	-	-	-	2	2	-	-	2	-	-	-	1	-	1	-	-	2	6					
USA	-	1	-	16	-	3	20	-	-	1	-	-	1	1	3	4	-	1	9	30					
USSR	-	-	1	4	-	-	5	-	-	-	-	-	-	-	2	-	-	-	2	7					
YUGOSLAVIA	-	-	-	-	-	-	-	-	-	1	-	-	-	-	-	-	-	-	-	1					
GRAND TOTAL	-	3	8	31	2	19	63	-	1	25	-	1	3	30	2	2	9	6	1	6	26	119			

NUMBER OF APPLICATIONS RECEIVED IN RESPONSE TO VACANCY NOTICES
FOR THE 65 APPOINTMENTS WHICH WERE MADE DURING THE PERIOD 2 SEPTEMBER 1990 - 1 AUGUST 1991

GROUP OF 77				ALL OTHER MEMBER STATES			
C O U N T R Y	A P P L I C A T I O N S	A P P L I C A N T S	F E M A L E	C O U N T R Y	A P P L I C A T I O N S	A P P L I C A N T S	F E M A L E
ALGERIA	14	9	3	AUSTRALIA	22	20	4
ARGENTINA	7	6	1	AUSTRIA	44	40	14
BANGLADESH	64	48	0	BELGIUM	15	9	0
BOLIVIA	7	7	1	BULGARIA	20	14	2
BRAZIL	13	11	1	BYELORUSSIAN SSR	3	3	0
CAMEROON	18	16	2	CANADA	67	52	4
CHILE	5	4	2	CHINA	16	11	4
COLOMBIA	15	11	5	CZECH & SLOVAK F.R.	28	19	0
COSTA RICA	2	2	1	DENMARK	12	9	3
COTE D'IVOIRE	20	13	0	FINLAND	14	12	2
CUBA	2	2	0	FRANCE	36	25	4
CYPRUS	1	1	1	GERMANY	53	43	2
ECUADOR	3	3	0	GREECE	26	16	3
EGYPT	34	23	4	HUNGARY	20	14	3
ETHIOPIA	13	10	0	ICELAND	3	2	0
GABON	5	1	0	IRELAND	4	4	0
GHANA	22	16	0	ISRAEL	5	4	0
GUATEMALA	1	1	0	ITALY	41	29	6
HAITI	6	4	0	JAPAN	11	10	0
INDIA	84	69	5	MONGOLIA	1	1	0
INDONESIA	4	4	0	NETHERLANDS	28	23	0
IRAN, ISLAMIC REP.	13	9	0	NEW ZEALAND	2	2	0
IRAQ	18	10	0	NORWAY	5	3	0
JAMAICA	2	2	1	POLAND	14	13	2
JORDAN	18	18	3	PORTUGAL	4	4	3
KENYA	13	12	3	SOUTH AFRICA	1	1	0
KOREA, REP.OF	2	2	0	SPAIN	19	13	3
LEBANON	15	11	2	SWEDEN	22	16	5
LIBERIA	6	3	1	SWITZERLAND	4	3	0
LIBYAN ARAB JAM.	4	2	0	TURKEY	15	11	4
MADAGASCAR	3	2	0	UK	89	72	7
MALAYSIA	4	2	0	UKRAINIAN SSR	2	2	0
MALI	16	6	0	USA	468	345	78
MAURITIUS	6	4	0	USSR	24	22	0
MEXICO	15	12	2				
MOROCCO	13	13	3				
MYANMAR	6	6	0				
NIGERIA	129	102	12				
PAKISTAN	35	32	0				
PANAMA	12	11	5				
PERU	14	9	1				
PHILIPPINES	35	26	15				
ROMANIA	39	28	7				
SENEGAL	17	12	0				
SIERRA LEONE	8	7	1				
SRI LANKA	32	23	1				
SUDAN	17	13	2				
SYRIAN ARAB REP.	4	3	1				
TANZANIA, UN.REP	16	13	1				
THAILAND	11	6	1				
TUNISIA	34	25	3				
UGANDA	3	3	1				
URUGUAY	14	8	3				
VENEZUELA	11	8	3				
VIET NAM	5	4	0				
YUGOSLAVIA	18	14	1				
ZAIRE, REP. OF	34	28	0				
ZAMBIA	7	5	2				
ZIMBABWE	1	1	0				
SUB-TOTAL	990	756	101	SUB-TOTAL	1138	867	153
TOTAL NUMBER OF COUNTRIES:		59		TOTAL NUMBER OF COUNTRIES:		34	

TOTAL NUMBER OF APPLICATIONS: 2128
TOTAL NUMBER OF APPLICANTS: 1623
TOTAL NUMBER OF FEMALE APPLICANTS: 254
TOTAL NUMBER OF COUNTRIES: 93

PROFESSIONAL AND HIGHER CATEGORY STAFF BY AREA AND COUNTRY

DEPARTMENT OF SAFEGUARDS

COUNTRIES (tentatively arranged by geographical area)	POSITION SEPTEMBER 1981 TOTAL	INCREASE DECREASE 1981-1985	POSITION SEPTEMBER 1985 TOTAL	POSITION 1 September 1990							CHANGES DURING THE PERIOD							POSITION 1 August 1991							COMPARED TO 1981 STAFF			
				DDG	D	P-5	P-4	P-3	P-2	P-1	DDG	D	P-5	P-4	P-3	P-2	P-1	DDG	D	P-5	P-4	P-3	P-2	P-1		TOTAL		
				TOTAL	TOTAL	TOTAL	TOTAL	TOTAL	TOTAL	TOTAL	TOTAL	TOTAL	TOTAL	TOTAL	TOTAL	TOTAL	TOTAL	TOTAL	TOTAL	TOTAL	TOTAL	TOTAL	TOTAL	TOTAL		TOTAL		
NORTH AMERICA																												
CANADA	6	+3	9	1	-	1	6	1	1	-	10	0	0	0	0	0	0	0	1	-	1	6	1	1	-	10	+4	
USA	39	+4	43	-	1	12	20	14	-	-	47	0	0	+2	-1	-1	0	0	0	-	1	14	19	13	-	-	47	+8
TOTAL AREA	45	+7	52	1	1	13	26	15	1	-	57	0	0	+2	-1	-1	0	0	0	1	1	15	25	14	1	-	57	+12
LATIN AMERICA																												
ARGENTINA	1	0	1	-	-	-	1	-	-	-	1	0	0	0	0	0	0	0	-	-	-	1	-	-	-	1	0	
BOLIVIA	0	+2	2	-	-	-	2	1	-	-	3	0	0	0	0	0	0	0	-	-	-	2	1	-	-	3	+3	
BRAZIL	2	+1	3	-	-	-	-	1	1	-	2	0	0	0	0	+1	-1	0	-	-	-	-	2	-	-	2	0	
CHILE	1	+1	2	-	-	-	2	-	-	-	2	0	0	0	0	0	0	0	-	-	-	2	-	-	-	2	+1	
COLOMBIA	0	0	0	-	-	-	-	-	-	-	0	0	0	0	0	0	0	0	-	-	-	-	-	-	-	0	0	
COSTA RICA	0	0	0	-	-	-	-	-	-	-	0	0	0	0	0	0	0	0	-	-	-	-	-	-	-	0	0	
CUBA	0	0	0	-	-	-	-	1	-	-	1	0	0	0	0	0	0	0	-	-	-	-	1	-	-	1	+1	
DOMINICAN REP.	0	0	0	-	-	-	-	-	-	-	0	0	0	0	0	0	0	0	-	-	-	-	-	-	-	0	0	
ECUADOR	0	0	0	-	-	-	-	-	-	-	0	0	0	0	0	0	0	0	-	-	-	-	-	1	-	1	+1	
EL SALVADOR	0	0	0	-	-	-	-	-	-	-	0	0	0	0	0	0	0	0	-	-	-	-	-	-	-	0	0	
GUATEMALA	1	0	1	-	-	-	1	-	-	-	1	0	0	0	0	0	0	0	-	-	-	1	-	-	-	1	0	
HAITI	0	0	0	-	-	-	-	-	-	-	0	0	0	0	0	0	0	0	-	-	-	-	-	-	-	0	0	
JAMAICA	0	0	0	-	-	-	-	-	-	-	0	0	0	0	0	0	0	0	-	-	-	-	-	-	-	0	0	
MEXICO	0	+2	2	-	1	-	-	4	-	-	5	0	0	0	0	0	0	0	-	1	-	-	4	-	-	5	+5	
NICARAGUA	0	0	0	-	-	-	-	-	-	-	0	0	0	0	0	0	0	0	-	-	-	-	-	-	-	0	0	
PANAMA	0	0	0	-	-	-	-	-	-	-	0	0	0	0	0	0	0	0	-	-	-	-	-	-	-	0	0	
PARAGUAY	0	0	0	-	-	-	-	-	-	-	0	0	0	0	0	0	0	0	-	-	-	-	-	-	-	0	0	
PERU	0	0	0	-	-	-	-	1	-	-	1	0	0	0	0	0	0	0	-	-	-	-	1	-	-	1	+1	
URUGUAY	0	+1	1	-	-	-	-	-	-	-	0	0	0	0	0	0	0	0	-	-	-	-	-	-	-	0	0	
VENEZUELA	0	+1	1	-	-	-	-	1	-	-	1	0	0	0	0	0	0	0	-	-	-	-	1	-	-	1	+1	
TOTAL AREA	5	+8	13	-	1	-	6	9	1	-	17	0	0	0	0	+1	0	0	+1	-	1	-	6	10	1	-	18	+13
WESTERN EUROPE																												
AUSTRIA	3	-2	1	-	-	-	2	1	1	-	4	0	0	0	0	0	0	0	-	-	-	2	1	1	-	4	+1	
BELGIUM	4	+1	5	-	-	1	3	1	-	-	5	0	0	0	0	0	0	-1	-	-	1	2	1	-	-	4	0	
CYPRUS	0	0	0	-	-	-	-	-	-	-	0	0	0	0	0	0	0	0	-	-	-	-	-	-	-	0	0	
DENMARK	0	0	0	-	-	-	1	-	-	-	1	0	0	0	0	0	0	0	-	-	-	1	-	-	-	1	+1	
FINLAND	1	+3	4	-	-	1	3	-	-	-	4	0	0	0	0	0	0	0	-	-	-	1	-	-	-	4	+3	
FRANCE	5	+5	10	-	-	2	7	-	-	-	9	0	0	0	+1	-1	0	0	-	-	1	3	6	-	-	9	+4	
GERMANY	18	+1	19	-	1	6	10	1	-	-	18	0	0	0	+2	-1	0	0	-	-	1	8	9	1	-	19	+1	
GREECE	3	+1	4	-	-	2*	1	-	-	-	3	0	0	0	0	0	0	+1	-	-	-	2*	1	-	-	3	0	
HOLY SEE	0	0	0	-	-	-	-	-	-	-	0	0	0	0	0	0	0	0	-	-	-	-	-	-	-	0	0	
ICELAND	0	0	0	-	-	-	-	-	-	-	0	0	0	0	0	0	0	0	-	-	-	-	-	-	-	0	0	
IRELAND	0	0	0	-	-	-	-	-	-	-	0	0	0	0	0	0	0	0	-	-	-	-	-	-	-	0	0	
ITALY	8	+2	10	-	-	5	3	2	-	-	10	0	0	0	-1	0	0	-1	-	-	4	3	2	-	-	9	+1	
LIECHTENSTEIN	0	0	0	-	-	-	-	-	-	-	0	0	0	0	0	0	0	0	-	-	-	-	-	-	-	0	0	
LUXEMBOURG	0	0	0	-	-	-	-	-	-	-	0	0	0	0	0	0	0	0	-	-	-	-	-	-	-	0	0	
MONACO	0	0	0	-	-	-	-	-	-	-	0	0	0	0	0	0	0	0	-	-	-	-	-	-	-	0	0	
NETHERLANDS	1	+1	2	-	-	1	1	-	-	-	2	0	0	0	-1	0	0	-1	-	-	-	1	-	-	-	1	0	
NORWAY	1	0	1	-	1	-	-	-	-	-	1	0	0	0	0	0	0	0	-	-	-	-	-	-	-	0	0	
PORTUGAL	1	+2	3	-	-	-	-	-	-	-	0	0	0	0	0	0	0	0	-	-	-	-	-	-	-	0	-1	
SPAIN	2	+6	8	-	-	2	2	2	-	-	6	0	0	0	0	+1	-1	0	-	-	2	3	1	-	-	6	+4	
SWEDEN	5	-2	3	-	-	1	2	1	-	-	4	0	0	0	0	0	0	0	-	-	1	2	1	-	-	4	-1	
SWITZERLAND	1	+1	2	-	-	-	-	-	-	-	0	0	0	0	0	0	0	0	-	-	-	-	-	-	-	0	-1	
TURKEY	1	+4	5	-	-	-	2	4	-	-	6	0	0	0	-1	0	0	-1	-	-	2	3	-	-	-	5	+4	
UK	11	+4	15	-	-	4	2	4	-	-	10	0	0	-1	+1	0	0	0	-	-	3	3	4	-	-	10	-1	
TOTAL AREA	45	+27	72	2	2	25	32	26	4	-	87	0	0	0	0	0	0	0	2	2	25	32	26	4	-	82	+15	

PROFESSIONAL AND HIGHER CATEGORY STAFF BY AREA AND COUNTRY

DEPARTMENT OF SAFEGUARDS

COUNTRIES (tentatively arranged by geographical area)	POSITION SEPTEMBER 1981 TOTAL	INCREASE DECREASE 1981-1985	POSITION SEPTEMBER 1985 TOTAL	POSITION 1 September 1990							CHANGES DURING THE PERIOD							POSITION 1 August 1991							COMPARED TO 1981 STAFF	
				DDG	D	P-5	P-4	P-3	P-2	P-1	TOTAL	DDG	D	P-5	P-4	P-3	P-2	P-1	TOTAL	DDG	D	P-5	P-4	P-3		P-2
EASTERN EUROPE																										
ALBANIA	0	0	0	-	-	-	-	-	-	-	0	0	0	0	0	0	0	-	-	-	-	-	-	0	0	
BULGARIA	1	+1	2	-	-	1	2	1	-	-	4	0	0	-1	0	0	0	-	-	-	2	1	-	-	3	+2
BYELORUSSIAN SSR	2	0	2	-	-	1	1	1	-	-	2	0	0	0	0	0	0	-	-	-	1	1	-	-	2	0
CZECH AND SLOVAK F.R.	5	-1	4	-	-	-	3	-	-	-	3	0	0	0	-1	+1	0	-	-	-	2	1	-	-	3	0
HUNGARY	3	-1	2	-	-	1	2	-	-	-	3	0	0	0	-1	+1	0	-	-	-	1	1	-	-	3	0
POLAND	6	-3	3	-	-	-	-	2	-	-	2	0	0	0	0	0	0	-	-	-	-	2	-	-	2	-4
ROMANIA	1	0	1	-	-	-	-	-	-	-	0	0	0	0	0	0	0	-	-	-	-	-	-	-	0	-1
UKRAINIAN SSR	1	+1	2	-	-	-	2	1	-	-	3	0	0	0	0	0	0	-	-	-	2	1	-	-	3	+2
USSR	18	-3	15	-	1	3	8	6	-	-	18	0	0	+1	+3	-2	0	-	1	4	11	4	-	-	20	+2
YUGOSLAVIA	0	+3	3	-	-	-	-	3	-	-	3	0	0	0	+1	-1	0	-	-	-	1	2	-	-	3	+3
TOTAL AREA	37	-3	34	-	1	5	18	14	-	-	38	0	0	0	+2	-1	0	0	-	1	5	20	13	-	39	+2
AFRICA																										
ALGERIA	1	0	1	-	-	1	-	-	-	-	1	0	0	0	0	0	0	-	-	1	-	-	-	-	1	0
CAMEROON	0	0	0	-	-	-	-	-	-	-	0	0	0	0	0	0	+1	-	-	1	-	-	1	-	1	+1
COTE D'IVOIRE	0	0	0	-	-	-	-	-	-	-	0	0	0	0	0	0	0	-	-	-	-	-	-	-	0	0
EGYPT	1	+4	5	-	-	1	2	3	-	-	6	0	0	0	0	0	0	-	-	1	2	3	-	-	6	+5
ETHIOPIA	0	+1	1	-	-	-	1	-	-	-	1	0	0	0	0	0	+1	-	-	1	2	1	1	-	2	+2
GABON	0	0	0	-	-	-	-	-	-	-	0	0	0	0	0	0	0	-	-	-	-	-	-	-	0	0
GHANA	0	+1	1	-	-	-	-	1	-	-	1	0	0	0	0	0	0	-	-	-	1	-	-	-	1	+1
KENYA	0	0	0	-	-	-	-	-	-	-	0	0	0	0	0	0	0	-	-	-	-	-	-	-	0	0
LIBERIA	0	0	0	-	-	-	-	-	-	-	0	0	0	0	0	0	0	-	-	-	-	-	-	-	0	0
LIBYAN ARAB JAM.	0	0	0	-	-	-	-	-	-	-	0	0	0	0	0	0	0	-	-	-	-	-	-	-	0	0
MADAGASCAR	0	0	0	-	-	-	-	-	-	-	0	0	0	0	0	0	0	-	-	-	-	-	-	-	0	0
MALI	0	+1	1	-	-	-	-	-	-	-	0	0	0	0	0	0	0	-	-	-	-	-	-	-	0	0
MAURITIUS	0	0	0	-	-	-	-	-	-	-	0	0	0	0	0	0	0	-	-	-	-	-	-	-	0	0
MOROCCO	0	0	0	-	-	-	-	1	-	-	1	0	0	0	0	0	0	-	-	-	1	-	-	-	1	+1
NAMIBIA	0	0	0	-	-	-	-	-	-	-	0	0	0	0	0	0	0	-	-	-	-	-	-	-	0	0
NIGER	0	0	0	-	-	-	-	-	-	-	0	0	0	0	0	0	0	-	-	-	-	-	-	-	0	0
NIGERIA	2	0	2	-	-	-	1	1	-	-	2	0	0	+1	-1	0	0	-	-	1	-	1	-	-	2	0
SENEGAL	0	0	0	-	-	-	-	-	-	-	0	0	0	0	0	0	0	-	-	-	-	-	-	-	0	0
SIERRA LEONE	0	+1	1	-	-	-	-	-	-	-	0	0	0	0	0	0	0	-	-	-	-	-	-	-	0	0
SOUTH AFRICA	1	0	1	-	-	1	-	-	-	-	1	0	0	0	0	0	0	-	-	1	-	-	-	-	1	0
SUDAN	1	0	1	-	-	-	1	-	-	-	1	0	0	0	0	0	0	-	-	-	1	-	-	-	1	0
TANZANIA, UN.REP.	0	0	0	-	-	-	-	-	-	-	0	0	0	0	0	0	0	-	-	-	-	-	-	-	0	0
TUNISIA	0	+1	1	-	-	-	-	-	-	-	0	0	0	0	0	0	0	-	-	-	-	-	-	-	0	0
UGANDA	0	0	0	-	-	-	-	-	-	-	0	0	0	0	0	0	0	-	-	-	-	-	-	-	0	0
ZAIRE, REP. OF	0	+1	1	-	-	-	1	1	-	-	2	0	0	0	0	0	0	-	-	-	1	1	-	-	2	+2
ZAMBIA	0	+1	1	-	-	-	1	-	-	-	1	0	0	0	0	0	0	-	-	-	1	-	-	-	1	+1
ZIMBABWE	0	0	0	-	-	-	-	-	-	-	0	0	0	0	0	0	0	-	-	-	-	-	-	-	0	0
TOTAL AREA	6	+11	17	-	-	3	6	8	-	-	17	0	0	+1	-1	0	+2	0	-	-	4	5	8	2	19	+13

PROFESSIONAL AND HIGHER CATEGORY STAFF BY AREA AND COUNTRY

DEPARTMENT OF SAFEGUARDS

COUNTRIES (tentatively arranged by geographical area)	POSITION SEPTEMBER 1981 TOTAL	INCREASE DECREASE 1981-1985	POSITION SEPTEMBER 1985 TOTAL	POSITION 1 September 1990							CHANGES DURING THE PERIOD							POSITION 1 August 1991							COMPARED TO 1981 STAFF		
				DDG	D	P-5	P-4	P-3	P-2	P-1	TOTAL	DDG	D	P-5	P-4	P-3	P-2	P-1	TOTAL	DDG	D	P-5	P-4	P-3		P-2	P-1
MIDDLE EAST AND SOUTH ASIA																											
AFGHANISTAN	0	0	0	-	-	-	-	-	-	0	0	0	0	0	0	0	0	-	-	-	-	-	-	-	0	0	
BANGLADESH	2	+2	4	-	-	-	3	1	-	4	0	0	0	0	0	0	0	-	-	-	3	1	-	-	4	+2	
INDIA	3	-1	2	-	-	-	2	-	-	2	0	0	0	0	0	0	0	-	-	-	2	-	-	-	2	-1	
IRAN, ISLAMIC REP.	2	+1	3	-	-	1	1	2	-	4	0	0	0	0	0	0	0	-	-	1	1	2	-	-	4	+2	
IRAQ	1	0	1	-	-	-	-	1	-	1	0	0	0	0	0	0	0	-	-	-	-	1	-	-	1	0	
ISRAEL	0	+1	1	-	-	-	1	-	-	1	0	0	0	-1	0	0	0	-	-	-	-	-	-	-	0	0	
JORDAN	0	0	0	-	-	-	-	-	1	1	0	0	0	0	0	0	0	-	-	-	-	-	1	-	1	+1	
KUWAIT	0	0	0	-	-	-	-	-	-	0	0	0	0	0	0	0	0	-	-	-	-	-	-	-	0	0	
LEBANON	1	+1	2	-	-	1	1	-	-	2	0	0	0	0	0	0	0	-	-	1	1	-	-	-	2	+1	
PAKISTAN	1	0	1	-	-	-	1	1	-	2	0	0	+1	-1	0	+1	0	-	-	1	-	1	1	-	3	+2	
QATAR	0	0	0	-	-	-	-	-	-	0	0	0	0	0	0	0	0	-	-	-	-	-	-	-	0	0	
SAUDI ARABIA	0	0	0	-	-	-	-	-	-	0	0	0	0	0	0	0	0	-	-	-	-	-	-	-	0	0	
SRI LANKA	0	+1	1	-	-	-	-	1	-	1	0	0	0	0	0	0	0	-	-	-	-	1	-	-	1	+1	
SYRIAN ARAB REP.	0	0	0	-	-	-	-	-	-	0	0	0	0	0	0	0	0	-	-	-	-	-	-	-	0	0	
UN. ARAB EMIRATES	0	0	0	-	-	-	-	-	-	0	0	0	0	0	0	0	0	-	-	-	-	-	-	-	0	0	
TOTAL AREA	10	+5	15	-	-	2	9	6	1	-	18	0	0	+1	-2	0	+1	0	-	-	3	7	6	2	-	18	+8
SOUTH EAST ASIA AND THE PACIFIC																											
AUSTRALIA	3	+1	4	-	-	2	2	1	-	5	0	0	-1	0	+1	0	0	-	-	1	2	2	-	-	5	+2	
INDONESIA	0	0	0	-	-	-	1	1	1	3	0	0	0	0	0	0	0	-	-	-	1	1	1	-	3	+3	
MALAYSIA	1	-1	0	-	-	-	-	2	-	2	0	0	0	0	0	0	0	-	-	-	-	2	-	-	2	+1	
MYANMAR	0	0	0	-	-	-	-	-	-	0	0	0	0	0	0	0	0	-	-	-	-	-	-	-	0	0	
NEW ZEALAND	0	0	0	-	-	-	-	-	-	0	0	0	0	0	0	0	0	-	-	-	-	-	-	-	0	0	
SINGAPORE	0	0	0	-	-	-	-	-	-	0	0	0	0	0	0	0	0	-	-	-	-	-	-	-	0	0	
THAILAND	3	+3	6	-	-	-	4	1	-	5	0	0	0	+1	-1	0	0	-	-	-	5	-	-	-	5	+2	
TOTAL AREA	7	+3	10	-	-	2	7	5	1	-	15	0	0	-1	+1	0	0	-	-	1	8	5	1	-	15	+8	
FAR EAST																											
CHINA	1	0	1	-	-	-	-	1	-	1	0	0	0	0	0	0	0	-	-	-	-	1	-	-	1	0	
DEM. KAMPUCHEA	0	0	0	-	-	-	-	-	-	0	0	0	0	0	0	0	0	-	-	-	-	1	-	-	0	0	
DEM. P. REP. KOREA	1	0	1	-	-	-	1	2	-	3	0	0	0	0	-1	0	0	-	-	-	1	1	-	-	2	+1	
JAPAN	13	+3	16	-	1	2	4	5	1	13	0	0	-1	+2	-1	0	0	-	1	1	6	4	1	-	13	0	
KOREA, REP. OF	2	0	2	-	-	1	1	1	-	3	0	0	0	0	0	0	0	-	-	1	1	1	-	-	3	+1	
MONGOLIA	0	0	0	-	-	-	-	-	-	0	0	0	0	0	+1	0	0	-	-	-	-	1	-	-	1	+1	
PHILIPPINES	1	+2	3	-	-	-	-	4	2	6	0	0	0	0	0	-1	0	-	-	-	-	4	1	-	5	+4	
VIET NAM	0	0	0	-	-	-	-	2	-	2	0	0	0	0	0	0	0	-	-	-	-	2	-	-	2	+2	
TOTAL AREA	18	+5	23	-	1	3	6	15	3	-	28	0	0	-1	+2	-1	-1	-1	-	1	2	8	14	2	-	27	+9
GRAND TOTAL	193	+63	256	1	6	53	117	88	8	-	273	0	+1	+1	0	-4	+2	0	1	6	55	117	84	10	-	273	+80

AN ASTERISK (*) IN THE TABLE ABOVE INDICATES A STAFF MEMBER IN A P-5 POST WHO HOLDS A PERSONAL GRADE OF D-1

FOR THE PURPOSE OF COMPARISON, THE FIGURES FOR EASTERN AND WESTERN EUROPE HAVE BEEN ADJUSTED FOR THE YEARS 1981-1985 TO REFLECT THE UNIFICATION OF GERMANY

DEPARTMENT OF SAFEGUARDS
 NUMBER OF APPLICATIONS RECEIVED IN RESPONSE TO SAFEGUARDS INSPECTOR VACANCY NOTICES
 DURING THE PERIOD 2 SEPTEMBER 1990 - 1 AUGUST 1991

GROUP OF 77				ALL OTHER MEMBER STATES			
C O U N T R Y	A P P L I C A T I O N S	A P P L I C A N T S	F E M A L E	C O U N T R Y	A P P L I C A T I O N S	A P P L I C A N T S	F E M A L E
BANGLADESH	12	10	0	AUSTRALIA	1	1	0
BOLIVIA	1	1	0	AUSTRIA	1	1	0
BRAZIL	4	4	0	BELGIUM	1	1	0
CAMEROON	1	1	0	BYELORUSSIAN SSR	1	1	0
CHILE	1	1	0	CANADA	5	5	0
EGYPT	6	5	0	CHINA	3	3	0
ETHIOPIA	1	1	0	CZECH & SLOVAK F.R.	3	2	0
GHANA	2	2	0	FRANCE	2	2	0
INDIA	2	2	0	GERMANY	2	2	0
INDONESIA	3	2	0	GREECE	4	3	1
IRAN, ISLAMIC REP	2	2	0	HUNGARY	2	2	0
IRAQ	2	2	0	ITALY	5	4	0
KENYA	1	1	1	JAPAN	2	2	0
LIBYAN ARAB JAM.	1	1	0	MONGOLIA	1	1	0
MALI	1	1	0	POLAND	5	3	0
MEXICO	4	4	1	SPAIN	3	2	0
MOROCCO	1	1	0	SWEDEN	4	3	1
NIGERIA	4	4	0	TURKEY	2	2	0
PAKISTAN	4	4	0	UK	2	2	0
PERU	2	2	0	USA	21	20	2
PHILIPPINES	4	4	2	USSR	8	8	1
ROMANIA	16	12	0				
SRI LANKA	1	1	0				
SYRIAN ARAB REP.	2	2	0				
TUNISIA	4	2	0				
VENEZUELA	2	2	1				
VIET NAM	1	1	0				
YUGOSLAVIA	7	7	0				
ZAMBIA	1	1	0				
-----				-----			
SUB-TOTAL	93	83	5	SUB-TOTAL	78	70	5
TOTAL NUMBER OF COUNTRIES:		29		TOTAL NUMBER OF COUNTRIES:		21	
-----				-----			

TOTAL NUMBER OF APPLICATIONS: 171
 TOTAL NUMBER OF APPLICANTS: 153
 TOTAL NUMBER OF FEMALE APPLICANTS: 10
 TOTAL NUMBER OF COUNTRIES: 50

 TOTAL NUMBER OF APPOINTMENTS: 17

