

# F1 Issues


As of 30 September, 2014  
Nuclear Regulation Authority (NRA), Japan

## Current Information on Radioactivity in Seawater

Measurements of seawater obtained at the sampling points T-1 and T-2-1 from 21 to 27 September are shown in the following tables. All radionuclides (i.e., Cs-134, Cs-137, total Beta and H-3) remained low and stable in the period.

The following URL of the NRA website leads to details of monitoring results:

[http://radioactivity.nsr.go.jp/en/contents/9000/8947/24/Sea\\_Area\\_Monitoring\\_20140930.pdf](http://radioactivity.nsr.go.jp/en/contents/9000/8947/24/Sea_Area_Monitoring_20140930.pdf)



### 1.1km northern point (T-1) from the outlet for Reactor Units 1 to 4

Sampling Date in 2014	Cs-134 (Bq/L)	Cs-137 (Bq/L)	Total Beta (Bq/L)	H-3 (Bq/L)
21 September	ND(0.57)	ND(0.83)	–	–
22 September	ND(0.68)	ND(0.68)	15	ND(1.9)
23 September	ND(0.58)	ND(0.78)	–	–
24 September	ND(0.59)	ND(0.78)	–	–
25 September	ND(0.48)	ND(0.83)	–	–
26 September	ND(0.92)	ND(0.63)	–	–
27 September	ND(0.68)	ND(0.63)	–	–

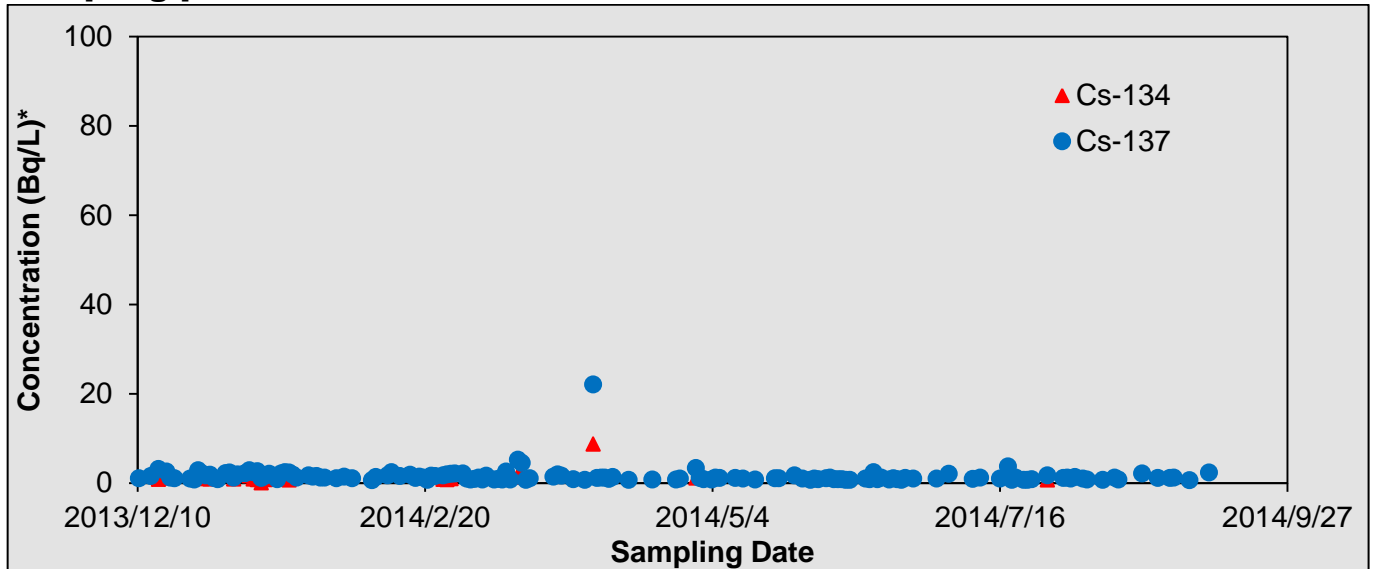
### 1.3km southern point (T-2-1) from the outlet for Reactor Units 1 to 4

Sampling Date in 2014	Cs-134 (Bq/L)	Cs-137 (Bq/L)	Total Beta (Bq/L)	H-3 (Bq/L)
21 September	ND(0.67)	ND(0.70)	11	–
22 September	ND(0.64)	ND(0.67)	12	ND(1.9)
23 September	ND(0.44)	ND(0.58)	13	–
24 September	ND(0.62)	ND(0.63)	13	–
25 September	ND(0.81)	ND(0.63)	14	–
26 September	ND(0.68)	ND(0.56)	15	–
27 September	ND(0.59)	ND(0.66)	12	–

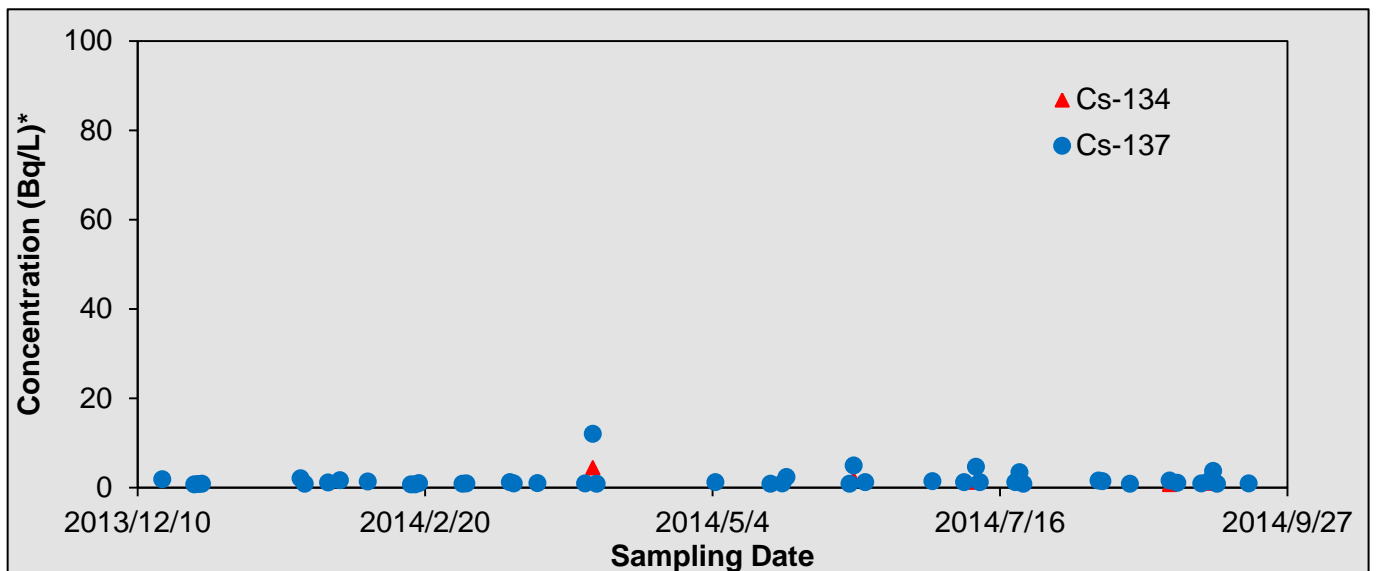
ND: Under the limit of detection

The concentrations of Cs-134 and Cs-137 monitored at the sampling points T-1 and T-2-1 from 10 December 2013 to 27 September 2014 are shown in the following figures. The values under the limit of detection are not plotted on the figures. Seawater samples are taken every day except for days of bad weather.

**Sampling point: T-1**



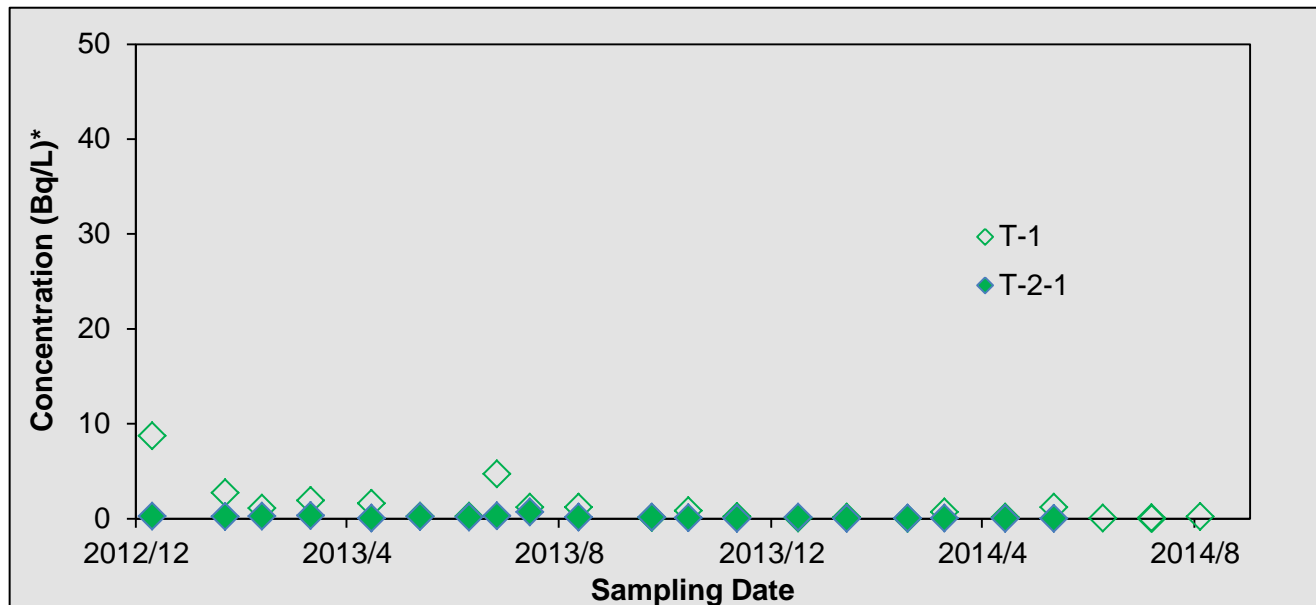
**Sampling point: T-2-1**



\*The scale is set taking into account the limit values of concentrations (e.g., 60 Bq/L for Cs-134, 90 Bq/L for Cs-137, 60,000 Bq/L for H-3) in water for release of radioactive materials from a nuclear facility to the environment, which have been based on Japan's Act on the Regulation of Nuclear Source Material, Nuclear Fuel Material and Reactors as well as the standpoints of International Commission on Radiological Protection (ICRP).

The concentrations of Sr-90 monitored at the sampling points T-1 and T-2-1 in the period from December 2012 to August 2014 have remained below the limit values\* of concentrations as shown in the following figure. The values under the limit of detection are not plotted on the figure. Seawater samples are taken by TEPCO once a month.

### Sampling points: T-1 and T-2-1



\*The scale is set taking into account the limit values of concentrations (e.g., 30 Bq/L for Sr-90) in water for release of radioactive materials from a nuclear facility to the environment, which have been based on Japan's Act on the Regulation of Nuclear Source Material, Nuclear Fuel Material and Reactors as well as the standpoints of International Commission on Radiological Protection (ICRP).