

F1 Issues


As of 24 June, 2014
Nuclear Regulation Authority (NRA), Japan

Current Information on Radioactivity in Seawater

Measurements of seawater obtained at the sampling points T-1 and T-2-1 on 15 to 21 June are shown in the following tables. All radionuclides (i.e., Cs-134, Cs-137, total Beta and H-3) remained low and stable in the period.

The following URL of the NRA website leads to details of monitoring results:

http://radioactivity.nsr.go.jp/en/contents/9000/8565/24/Sea_Area_Monitoring_20140624.pdf



1.1km northern point (T-1) from the outlet for Reactor Units 1 to 4

Sampling Date in 2014	Cs-134 (Bq/L)	Cs-137 (Bq/L)	Total Beta (Bq/L)	H-3 (Bq/L)
15 June	ND(0.79)	0.79	–	–
16 June	ND(0.72)	1.2	8.9	ND(1.9)
17 June	ND(0.74)	ND(0.58)	–	–
18 June	ND(0.71)	0.73	–	–
19 June	ND(0.81)	1.0	–	–
20 June	ND(0.93)	0.80	–	–
21 June	ND(0.44)	0.67	–	–

1.3km southern point (T-2-1) from the outlet for Reactor Units 1 to 4

Sampling Date in 2014	Cs-134 (Bq/L)	Cs-137 (Bq/L)	Total Beta (Bq/L)	H-3 (Bq/L)
15 June	ND(0.72)	ND(0.69)	12	–
16 June	ND(0.58)	ND(0.82)	9.3	ND(1.9)
17 June	ND(0.79)	ND(0.75)	17	–
18 June	ND(0.63)	ND(0.76)	15	–
19 June	ND(0.79)	ND(0.52)	7.7	–
20 June	ND(0.71)	ND(0.81)	12	–
21 June	ND(0.65)	ND(0.60)	12	–

ND: Under the limit of detection

TEPCO reported to the NRA that it discharged 833 tons, 1563 tons, 1443 tons and 1765 tons of groundwater on 2, 8, 14 and 20 June respectively at Fukushima Daiichi Nuclear Power Station to the ocean by means of the groundwater bypass system. H-3 levels at the sampling points T-1 and T-2-1 (54 samples in total respectively) on 13 May 2013 to 16 June 2014 are shown in the following table.

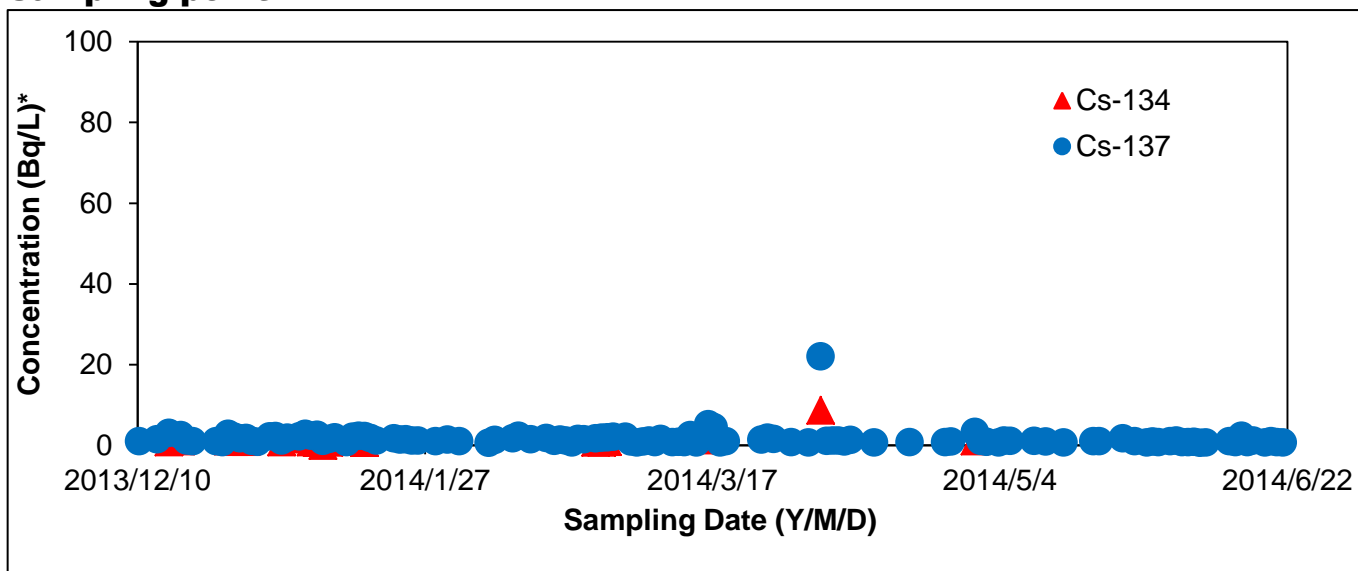
Sampling points	H-3 level (Bq/L)	
T-1	4.9±2.0 (n=21) *	ND (n=33)
T-2-1	1.9, 1.5, 4.3, 5.6 (n=4)	ND (n=50)

* Average ±SD (Bq/L) n: Number of samples measured.

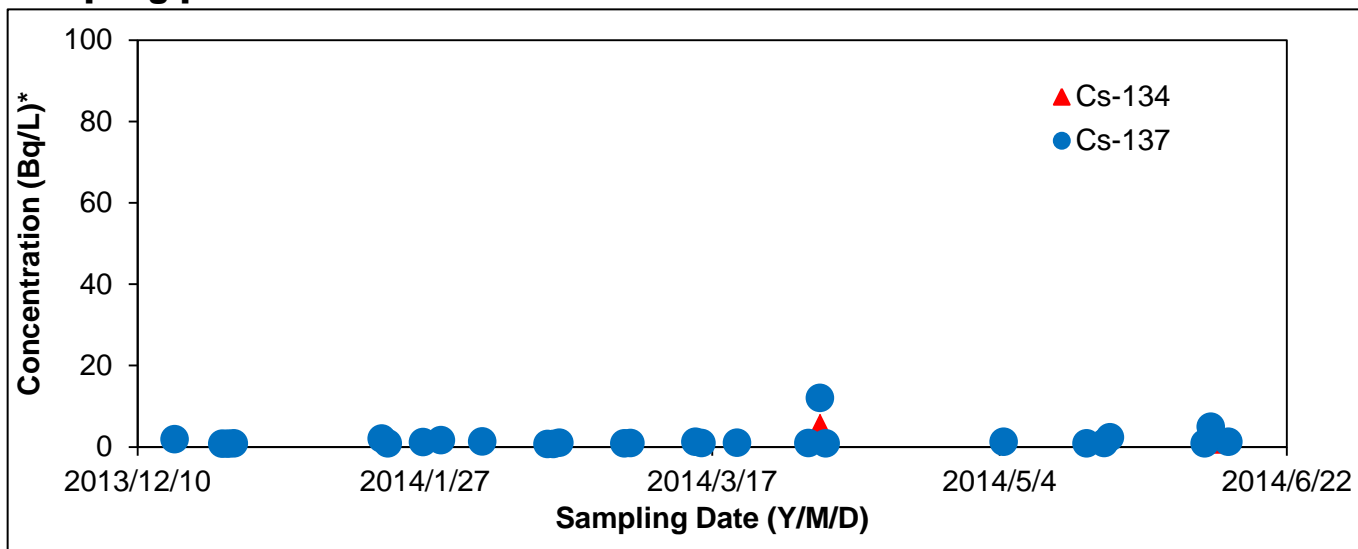
cf: H-3 levels on 13 May 2013 to 12 May 2014 are shown in “F1 Issues” dated 21 May 2014.

The concentrations of Cs-134 and Cs-137 monitored at the sampling points T-1 and T-2-1 on 10 December 2013 to 21 June 2014 are shown in the following figures. The values under the limit of detection are not plotted on the figures. And seawater samples are taken every day except for the days of bad weather.

Sampling point: T-1



Sampling point: T-2-1



*The scale is set taking into account the limit values of concentrations (e.g., 60 Bq/L for Cs-134, 90 Bq/L for Cs-137, 60,000 Bq/L for H-3) in water for release of radioactive materials from a nuclear facility to the environment, which have been based on Japan’s Act on the Regulation of Nuclear Source Material, Nuclear Fuel Material and Reactors as well as the standpoints of International Commission on Radiological Protection (ICRP).