

Annex

| | |
|------------|---|
| Table A1. | Allocation and utilization of regular budget resources in 2004 |
| Table A2. | Extrabudgetary funds in support of the regular budget, 2004 |
| Table A3. | Technical cooperation disbursements by Agency programme and region in 2004 |
| Table A4. | Status with regard to the conclusion of safeguards agreements and additional protocols as of 31 December 2004 |
| Table A5. | Transport Safety Appraisal Service (TranSAS) missions in 2004 |
| Table A6. | Peer review of radiation safety infrastructure missions in 2004 |
| Table A7. | International PSA Review Team (IPSART) missions in 2004 |
| Table A8. | International Regulatory Review Team (IRRRT) missions in 2004 |
| Table A9. | Operational Safety Review Team (OSART) missions in 2004 |
| Table A10. | Peer Review of Operational Safety Performance Experience (PROSPER) missions in 2004 |
| Table A11. | Integrated Safety Assessment of Research Reactors (INSARR) missions in 2004 |
| Table A12. | Safety Review Service missions in 2004 |
| Table A13. | International Nuclear Security Advisory Service (INSServ) missions in 2004 |
| Table A14. | International Physical Protection Advisory Service (IPPAS) missions in 2004 |
| Table A15. | National strategies missions in 2004 for regaining control over radioactive sources |
| Table A16. | Missions under the 'Trilateral Initiative' involving the Agency, the Russian Federation and the USA |
| Table A17. | Number of States having significant nuclear activities at the end of 2002, 2003 and 2004 |
| Table A18. | Approximate quantities of material subject to Agency safeguards at the end of 2004 |
| Table A19. | Number of facilities under Agency safeguards or containing safeguarded material on 31 December 2004 |
| Table A20. | Facilities under Agency safeguards or containing safeguarded material on 31 December 2004 |
| Table A21. | Coordinated Research Projects initiated in 2004 |
| Table A22. | Coordinated Research Projects completed in 2004 |
| Table A23. | Training courses, seminars and workshops in 2004 |
| Table A24. | Publications issued in 2004 |

Note: Tables A5–A24 are available on the attached CD-ROM.

Table A1. Allocation and utilization of regular budget resources in 2004

| Major Programme/Programme | 2004 | 2004 | Total expenditure | | Unused (overexpended) budget (2) – (3) (5) | Balance (2) – (3) – (5) (6) |
|---|--|--|--------------------|---|--|-----------------------------------|
| | original budget (at €0.9229) (in \$) (1) | adjusted budget (at €0.8103) (in \$) (2) | Amount (3) | % of adjusted budget (3) / (2) (4) | | |
| 1. Nuclear Power, Fuel Cycle and Nuclear Science | | | | | | |
| Overall Management, Coordination and Common Activities | 702 000 | 782 500 | 694 669 | 88.78% | 87 831 | - |
| A. Nuclear Power | 5 053 700 | 5 593 000 | 5 388 567 | 96.34% | 204 433 | - |
| B. Nuclear Fuel Cycle and Materials Technologies | 2 498 700 | 2 763 300 | 2 746 933 | 99.41% | 16 367 | - |
| C. Capacity Building and Nuclear Knowledge Maintenance for Sustainable Energy Development | 7 462 000 | 8 297 100 | 8 331 883 | 100.42% | (34 783) | - |
| D. Nuclear Science | 8 452 600 | 9 120 100 | 8 839 759 | 96.93% | 280 341 | - |
| Subtotal – Major Programme 1 | 24 169 000 | 26 556 000 | 26 001 811 | 97.91% | 554 189 | - |
| 2. Nuclear Techniques for Development and Environmental Protection | | | | | | |
| Overall Management, Coordination and Common Activities | 767 000 | 858 400 | 835 198 | 97.30% | 23 202 | - |
| E. Food and Agriculture | 11 836 400 | 12 946 800 | 12 910 798 | 99.72% | 36 002 | - |
| F. Human Health | 7 079 000 | 7 699 100 | 7 285 336 | 94.63% | 413 764 | - |
| G. Water Resources | 3 236 000 | 3 578 400 | 3 548 879 | 99.18% | 29 521 | - |
| H. Protection of the Marine and Terrestrial Environment | 3 863 600 | 4 314 700 | 4 200 012 | 97.34% | 114 688 | - |
| I. Physical and Chemical Applications | 2 733 000 | 2 996 600 | 3 000 654 | 100.14% | (4 054) | - |
| Subtotal – Major Programme 2 | 29 515 000 | 32 394 000 | 31 780 877 | 98.11% | 613 123 | - |
| 3. Nuclear Safety and Security | | | | | | |
| Overall Management, Coordination and Common Activities | 952 000 | 1 053 800 | 976 586 | 92.67% | 77 214 | - |
| J. Safety of Nuclear Installations | 8 279 900 | 9 222 700 | 8 927 577 | 96.80% | 295 123 | - |
| K. Radiation and Transport Safety | 5 356 900 | 5 946 600 | 5 715 704 | 96.12% | 230 896 | - |
| L. Management of Radioactive Waste | 6 460 800 | 7 148 600 | 6 906 670 | 96.62% | 241 930 | - |
| M. Nuclear Security | 1 351 400 | 1 511 300 | 1 494 236 | 98.87% | 17 064 | - |
| Subtotal – Major Programme 3 | 22 401 000 | 24 883 000 | 24 020 773 | 96.53% | 862 227 | - |
| 4. Nuclear Verification | | | | | | |
| Overall Management, Coordination and Common Activities | 1 021 900 | 1 147 200 | 1 218 593 | 106.22% | (71 393) | - |
| N. Safeguards | 101 256 100 | 112 789 800 | 103 711 488 | 91.95% | 9 078 312 | - |
| O. Verification in Iraq Pursuant to UNSC Resolutions (extrabudgetary funding only) | | | | | | |
| Subtotal – Major Programme 4 | 102 278 000 | 113 937 000 | 104 930 081 | 92.09% | 9 006 919 | - |
| 5. Information Support Services | | | | | | |
| P. Public Information and Communication | 3 291 700 | 3 678 700 | 3 535 847 | 96.12% | 142 853 | - |
| Q. Information and Communication Technology | 7 487 300 | 8 420 000 | 7 258 201 | 86.20% | 1 161 799 | - |
| R. Nuclear Information Resources | 2 514 000 | 2 813 700 | 2 820 742 | 100.25% | (7 042) | - |
| S. Conference, Translation and Publishing Services | 5 427 000 | 6 085 600 | 6 057 411 | 99.54% | 28 189 | - |
| Subtotal – Major Programme 5 | 18 720 000 | 20 998 000 | 19 672 201 | 93.69% | 1 325 799 | - |
| 6. Management of Technical Cooperation for Development | | | | | | |
| Overall Management, Coordination and Common Activities | 558 000 | 626 400 | 742 563 | 118.54% | (116 163) | - |
| T. Management of Technical Cooperation for Development | 15 268 000 | 17 131 600 | 15 941 265 | 93.05% | 1 190 335 | - |
| Subtotal – Major Programme 6 | 15 826 000 | 17 758 000 | 16 683 828 | 93.95% | 1 074 172 | - |
| 7. Policy and General Management | | | | | | |
| U. Executive Management, Policy Making and Coordination | 13 725 600 | 15 255 600 | 13 711 135 | 89.88% | 1 544 465 | - |
| V. Administration and General Services | 37 262 400 | 41 899 600 | 42 393 456 | 101.18% | (493 856) | - |
| W. Oversight Services and Performance Assessment | 1 800 000 | 2 009 800 | 1 895 349 | 94.31% | 114 451 | - |
| Subtotal – Major Programme 7 | 52 788 000 | 59 165 000 | 57 999 940 | 98.03% | 1 165 060 | - |
| TOTAL – Agency Programmes | 265 697 000 | 295 691 000 | 281 089 511 | 95.06% | 14 601 489 | - |
| 8. Reimbursable work for others | 2 837 000 | 3 155 000 | 2 541 143 | 80.54% | - | 613 857 |
| TOTAL | 268 534 000 | 298 846 000 | 283 630 654 | 94.91% | 14 601 489 | - |
| Supplementary appropriation – V4 | 4 825 000 | 5 495 000 | 338 835 | 6.17% | 5 156 165 | - |
| | 273 359 000 | 304 341 000 | 283 969 489 | 93.31% | 19 757 654 | 613 857 |

Table A2. Extrabudgetary funds in support of the regular budget, 2004

| Major Programme / Programme | Extrabudgetary budget figures GC(47) /3 (1) | Resources | | | Total resources as at 31 Dec 2004 (2)+(3)+(4) (5) | Total expenditure as at 31 Dec 2004 (6) | Unused balance as at 31 Dec 2004 (5)-(6) (7) |
|--|--|--|--|--------------------------------------|---|--|--|
| | | Unused balance as at 1 Jan 2004 (2) | Receipts ¹ as at 31 Dec 2004 (3) | Adjustments as at 31 Dec 2004 (4) | | | |
| 1. NUCLEAR POWER, FUEL CYCLE AND NUCLEAR SCIENCE | | | | | | | |
| Overall Management, Coordination and Common Activities | 0 | 153 | 2 214 | 0 | 2 367 | 0 | 2 367 |
| A Nuclear Power | 1 710 000 | 820 592 | 1 198 192 | 688 | 2 019 472 | 1 338 999 | 680 473 |
| B Nuclear Fuel Cycle and Materials Technology | 350 000 | 455 014 | 596 729 | 169 | 1 051 912 | 478 683 | 573 229 |
| C Capacity Building and Nuclear Knowledge Maintenance for Sustainable Energy Development | 137 000 | 178 353 | 156 997 | 0 | 335 350 | 158 131 | 177 219 |
| D Nuclear Science | 142 000 | 238 651 | 207 200 | 0 | 445 851 | 114 676 | 331 175 |
| Major Programme 1 – Total | 2 339 000 | 1 692 763 | 2 161 332 | 857 | 3 854 952 | 2 090 489 | 1 764 463 |
| 2. NUCLEAR TECHNIQUES FOR DEVELOPMENT AND ENVIRONMENTAL PROTECTION | | | | | | | |
| Overall Management, Coordination and Common Activities | 0 | 39 116 | 269 319 | 299 | 308 734 | 196 673 | 112 061 |
| E Food and Agriculture (excl. FAO) | 924 000 | 93 121 | 21 900 | 9 213 | 124 234 | 84 336 | 39 898 |
| FAO | 2 834 000 ¹ | 196 954 | 2 289 331 | 11 380 | 2 497 665 | 2 357 285 | 140 380 |
| Total Programme E | 3 758 000 | 290 075 | 2 311 231 | 20 593 | 2 621 899 | 2 441 621 | 180 278 |
| F Human Health | 40 000 | 80 914 | 300 000 | 300 | 381 214 | 72 897 | 308 317 |
| G Water Resources | 0 | 0 | 0 | 0 | 0 | 0 | 0 |
| H Protection of the Marine and Terrestrial Environment | 922 000 | 544 416 | 720 942 | 6 405 | 1 271 763 | 753 583 | 518 180 |
| I Physical and Chemical Applications | 0 | 8 500 | 0 | 0 | 8 500 | 3 000 | 5 500 |
| Major Programme 2 – Total | 4 720 000 | 963 021 | 3 601 492 | 27 597 | 4 592 110 | 3 467 774 | 1 124 336 |
| 3. NUCLEAR SAFETY AND SECURITY | | | | | | | |
| Overall Management, Coordination and Common Activities | 0 | 285 665 | 267 088 | 31 | 552 784 | 70 030 | 482 754 |
| J Safety of Nuclear Installations | 3 142 000 | 4 124 749 | 3 563 217 | 5 529 | 7 693 495 | 3 096 915 | 4 596 580 |
| K Radiation and Transport Safety | 420 000 | 2 855 434 | 3 311 232 | 14 903 | 6 181 569 | 2 018 696 | 4 162 873 |
| L Management of Radioactive Waste | 460 000 | 635 850 | 1 321 427 | 3 321 | 1 960 598 | 741 297 | 1 219 301 |
| M Nuclear Security | 1 743 000 | 8 396 658 | 14 511 147 | 46 613 | 22 954 418 | 5 580 803 | 17 373 615 |
| Major Programme 3 – Total | 5 765 000 | 16 298 356 | 22 974 111 | 70 397 | 39 342 864 | 11 507 741 | 27 835 123 |
| 4. NUCLEAR VERIFICATION | | | | | | | |
| Overall Management, Coordination and Common Activities | 0 | 588 580 | (136 095) | 0 | 452 485 | 0 | 452 485 |
| N Safeguards | 15 072 000 | 22 432 442 | 19 246 012 | 397 963 | 42 076 417 | 16 294 276 | 25 782 141 |
| O Verification in Iraq Pursuant to UNSC Resolutions (Extrabudgetary Funding only) | 11 715 000 | 901 577 | 4 000 000 | 34 993 | 4 936 570 | 3 338 660 | 1 597 910 |
| Major Programme 4 – Total | 26 787 000 | 23 922 599 | 23 109 917 | 432 956 | 47 465 472 | 19 632 936 | 27 832 536 |
| 5. INFORMATION SUPPORT SERVICES | | | | | | | |
| P Public Information and Communication | 620 000 | 737 380 | 719 680 | 16 766 | 1 473 826 | 1 201 128 | 272 698 |
| Q Information and Communication Technology | 0 | 11 442 | 8 558 | 0 | 20 000 | 16 005 | 3 995 |
| R Nuclear Information Resources | | | | | | | |
| S Conference, Translation and Publishing Services | | | | | | | |
| Major Programme 5 – Total | 620 000 | 748 822 | 728 238 | 16 766 | 1 493 826 | 1 217 133 | 276 693 |
| 6. MANAGEMENT OF TECHNICAL COOPERATION FOR DEVELOPMENT | | | | | | | |
| T Management of Technical Cooperation for Development | 128 000 | 113 440 | 616 346 | 0 | 729 786 | 432 903 | 296 883 |
| Major Programme 6 – Total | 128 000 | 113 440 | 616 346 | 0 | 729 786 | 432 903 | 296 883 |
| 7. POLICY AND GENERAL MANAGEMENT | | | | | | | |
| U Executive Management, Policy Making and Coordination | 0 | 548 977 | 370 448 | 625 | 920 050 | 260 548 | 659 502 |
| V Administration and General Services | 0 | 167 865 | 745 852 | 0 | 913 717 | 368 538 | 545 179 |
| W Oversight Services and Performance Assessment | 0 | 141 578 | 233 500 | 0 | 375 078 | 189 346 | 185 732 |
| Major Programme 7 – Total | 0 | 858 420 | 1 349 800 | 625 | 2 208 845 | 818 432 | 1 390 413 |
| Total Extrabudgetary Programme Funds | 40 359 000 | 44 597 421 | 54 541 236 | 549 198 | 99 687 855 | 39 167 408 | 60 520 447 |

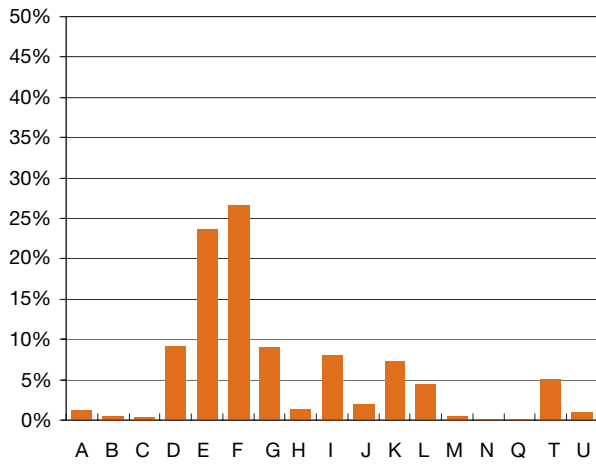
¹ The column "Receipts" includes cash contributions received as well as budgets from FAO, UNEP and UNOPS for approved activities.

Table A3. Technical cooperation disbursements by Agency programme and region in 2004

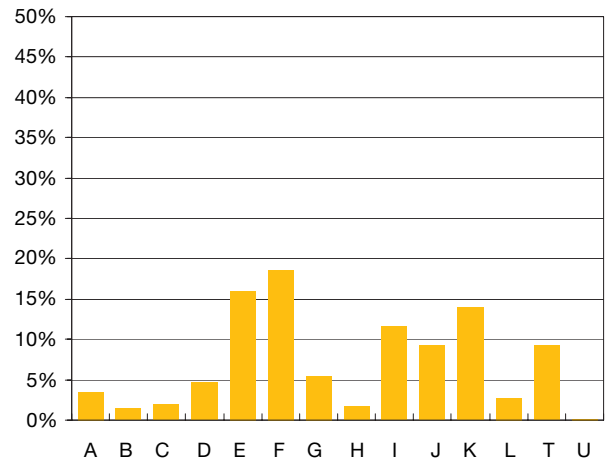
| <i>I. Summary of all Regions (in thousands of dollars)</i> | | | | | | | |
|--|-----------------|---------------------------------|-----------------|------------------|----------------|-------------------------------|-----------------|
| Programme | Africa | East Asia and the Pacific | Europe | Latin America | West Asia | Global/ inter- regional | Total |
| Nuclear Power | 225.6 | 403.8 | 1 463.6 | 178.0 | 960.0 | 189.4 | 3 420.5 |
| Nuclear Fuel Cycle and Materials Technologies | 97.1 | 164.3 | 137.2 | 175.4 | 0.0 | 0.0 | 573.9 |
| Capacity Building and Nuclear Knowledge Maintenance for Sustainable Energy Development | 71.5 | 219.4 | 179.9 | 61.3 | 56.6 | 124.0 | 712.7 |
| Nuclear Science | 1 746.5 | 534.9 | 2 653.3 | 412.8 | 346.0 | 42.2 | 5 735.7 |
| Food and Agriculture | 4 498.7 | 1 836.4 | 149.5 | 1 059.7 | 746.7 | 492.2 | 8 783.2 |
| Human Health | 5 049.1 | 2 155.1 | 3 232.0 | 5 689.5 | 1 145.7 | 270.3 | 17 541.7 |
| Water Resources | 1 702.9 | 625.6 | 143.8 | 886.2 | 328.3 | 0.0 | 3 686.9 |
| Protection of the Marine and Terrestrial Environment | 248.9 | 190.9 | 278.1 | 668.3 | 399.7 | 0.8 | 1 786.7 |
| Physical and Chemical Applications | 1 622.1 | 1 350.4 | 1 466.1 | 1 786.9 | 542.7 | 0.4 | 6 768.7 |
| Safety of Nuclear Installations | 392.5 | 1 055.0 | 3 795.1 | 90.9 | 189.3 | 3.9 | 5 526.8 |
| Radiation and Transport Safety | 1 381.0 | 1 603.0 | 1 925.4 | 1 646.9 | 1 706.9 | 0.0 | 8 263.2 |
| Management of Radioactive Waste | 889.5 | 323.9 | 2 135.6 | 123.0 | 65.7 | 444.3 | 3 982.0 |
| Nuclear Security | 108.2 | 0.0 | 921.1 | 0.0 | 14.0 | 0.0 | 1 043.3 |
| Safeguards | 17.5 | 0.0 | 26.8 | 0.0 | 12.1 | 0.0 | 56.4 |
| Public Information and Communication | 0.0 | 0.0 | 20.5 | 31.3 | 0.0 | 0.0 | 51.8 |
| Information and Communication Technology | 15.9 | 0.0 | 0.0 | 0.0 | 0.0 | 0.0 | 15.9 |
| Management of Technical Cooperation for Development | 738.4 | 1 002.9 | 695.1 | 1 202.2 | 194.6 | 1 293.6 | 5 126.7 |
| Executive Management, Policy-Making and Coordination | 169.7 | 10.1 | 66.9 | 10.8 | 0.0 | 0.0 | 257.6 |
| Total | 18 975.2 | 11 475.9 | 19 290.0 | 14 023.1 | 6 708.3 | 2 861.0 | 73 333.5 |

II. Distribution by Region
(in thousands of dollars)

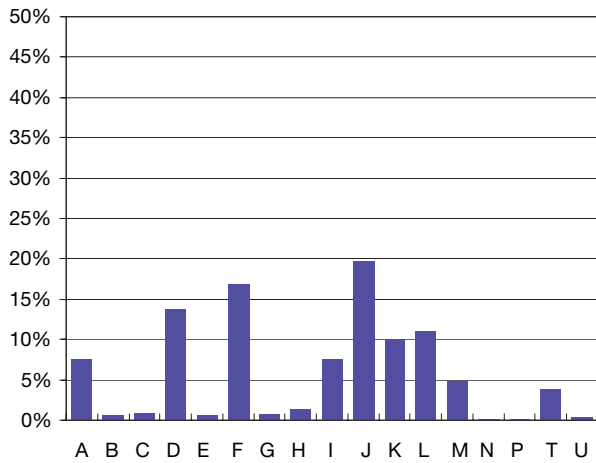
Africa: \$18 975.2



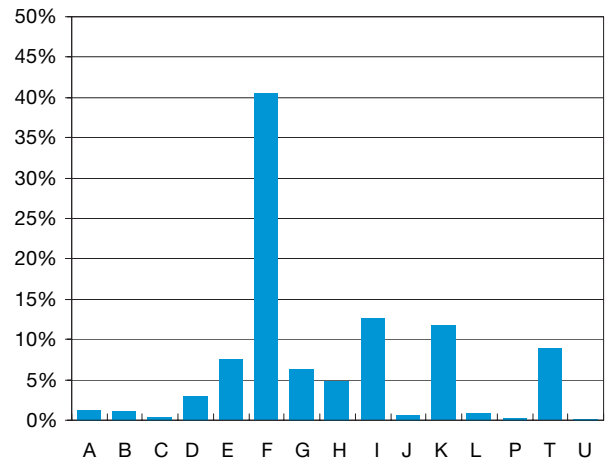
East Asia and the Pacific: \$11 475.9



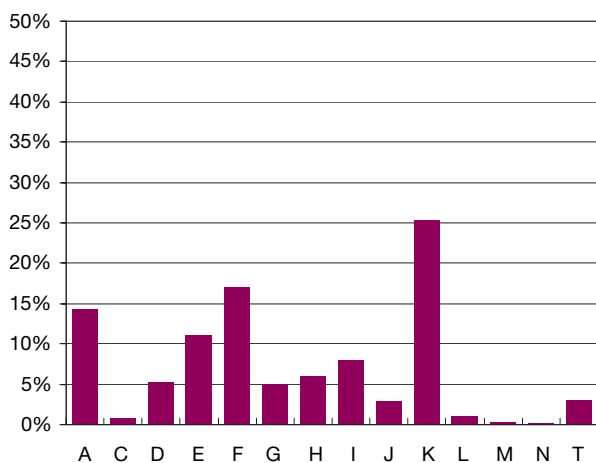
Europe: \$19 290.0



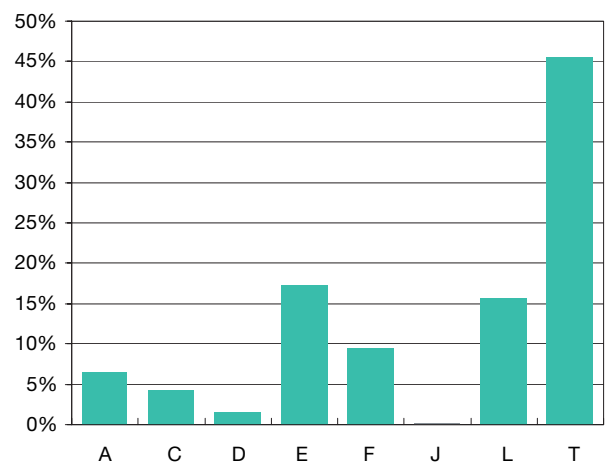
Latin America: \$14 023.1



West Asia: \$6 708.3



Global / Interregional: \$2 861.0



Note: Letters denote Agency programmes, which are explained in the preceding table giving the summary for all regions.

Table A4. Status with regard to the conclusion of safeguards agreements and additional protocols^{a, b}
(as of 31 December 2004)

| State | SQP ^c | Status of safeguards agreement(s) | INFCIRC | Status of additional protocol |
|---------------------------------------|------------------|-----------------------------------|-----------|-------------------------------|
| Afghanistan | X | In force: 20 February 1978 | 257 | |
| Albania ^d | | In force: 28 November 2002 | 359/Mod.1 | Signed: 2 December 2004 |
| Algeria | | In force: 7 January 1997 | 531 | Approved: 14 September 2004 |
| Andorra | X | Signed: 9 January 2001 | | Signed: 9 January 2001 |
| <i>Angola</i> | | | | |
| Antigua and Barbuda ^e | X | In force: 9 September 1996 | 528 | |
| Argentina ^f | | In force: 4 March 1994 | 435/Mod.1 | |
| Armenia | | In force: 5 May 1994 | 455 | In force: 28 June 2004 |
| Australia | | In force: 10 July 1974 | 217 | In force: 12 December 1997 |
| Austria ^g | | Accession: 31 July 1996 | 193 | In force: 30 April 2004 |
| Azerbaijan | X | In force: 29 April 1999 | 580 | In force: 29 November 2000 |
| Bahamas ^e | X | In force: 12 September 1997 | 544 | |
| <i>Bahrain</i> | | | | |
| Bangladesh | | In force: 11 June 1982 | 301 | In force: 30 March 2001 |
| Barbados ^e | X | In force: 14 August 1996 | 527 | |
| Belarus | | In force: 2 August 1995 | 495 | |
| Belgium | | In force: 21 February 1977 | 193 | In force: 30 April 2004 |
| Belize ^e | X | In force: 21 January 1997 | 532 | |
| Benin | X | Approved: 17 September 2004 | | Approved 17 September 2004 |
| Bhutan | X | In force: 24 October 1989 | 371 | |
| Bolivia ^e | X | In force: 6 February 1995 | 465 | |
| Bosnia and Herzegovina ^h | | In force: 28 December 1973 | 204 | |
| <i>Botswana</i> | | | | |
| Brazil ⁱ | | In force: 4 March 1994 | 435 | |
| Brunei Darussalam | X | In force: 4 November 1987 | 365 | |
| Bulgaria | | In force: 29 February 1972 | 178 | In force: 10 October 2000 |
| Burkina Faso | X | In force: 17 April 2003 | 618 | In force: 17 April 2003 |
| <i>Burundi</i> | | | | |
| Cambodia | X | In force: 17 December 1999 | 586 | |
| Cameroon | X | In force: 17 December 2004 | | Signed: 16 December 2004 |
| Canada | | In force: 21 February 1972 | 164 | In force: 8 September 2000 |
| <i>Cape Verde</i> | | | | |
| <i>Central African Republic</i> | | | | |
| <i>Chad</i> | | | | |
| Chile ^j | | In force: 5 April 1995 | 476 | In force: 3 November 2003 |
| China | | In force: 18 September 1989 | 369* | In force: 28 March 2002 |
| Colombia ^j | | In force: 22 December 1982 | 306 | Approved: 25 November 2004 |
| <i>Comoros</i> | | | | |
| <i>Congo, Republic of the</i> | | | | |
| Costa Rica ^e | X | In force: 22 November 1979 | 278 | Signed: 12 December 2001 |
| Côte d'Ivoire | | In force: 8 September 1983 | 309 | |
| Croatia | X | In force: 19 January 1995 | 463 | In force: 6 July 2000 |
| Cuba | | In force 3 June 2004 | pending | In force: 3 June 2004 |
| Cyprus | X | In force: 26 January 1973 | 189 | In force: 19 February 2003 |
| Czech Republic ^k | | In force: 11 September 1997 | 541 | In force: 1 July 2002 |
| Democratic People's Republic of Korea | | In force: 10 April 1992 | 403 | |
| Democratic Republic of the Congo | | In force: 9 November 1972 | 183 | In force: 9 April 2003 |
| Denmark ^l | | In force: 21 February 1977 | 193 | In force 30 April 2004 |
| <i>Djibouti</i> | | | | |

| State | SQP ^c | Status of safeguards agreement(s) | INFCIRC | Status of additional protocol |
|---------------------------------|------------------|--|-----------|-------------------------------|
| Dominica ^m | X | In force: 3 May 1996 | 513 | |
| Dominican Republic ^e | X | In force: 11 October 1973 | 201 | |
| Ecuador ^e | X | In force: 10 March 1975 | 231 | In force: 24 October 2001 |
| Egypt | | In force: 30 June 1982 | 302 | |
| El Salvador ^e | X | In force: 22 April 1975 | 232 | In force: 24 May 2004 |
| Equatorial Guinea | X | Approved: 13 June 1986 | | |
| <i>Eritrea</i> | | | | |
| Estonia | | In force: 24 November 1997 | 547 | Signed: 13 April 2000 |
| Ethiopia | X | In force: 2 December 1977 | 261 | |
| Fiji | X | In force: 22 March 1973 | 192 | |
| Finland ⁿ | | Accession: 1 October 1995 | 193 | In force: 30 April 2004 |
| France | | In force: 12 September 1981 | 290* | In force: 30 April 2004 |
| | | Signed: 26 September 2000 ^o | | |
| Gabon | X | Signed: 3 December 1979 | | Approved: 18 March 2003 |
| Gambia | X | In force: 8 August 1978 | 277 | |
| Georgia | | In force: 3 June 2003 | 617 | In force: 3 June 2003 |
| Germany ^p | | In force: 21 February 1977 | 193 | In force: 30 April 2004 |
| Ghana | | In force: 17 February 1975 | 226 | In force: 11 June 2004 |
| Greece ^q | | Accession: 17 December 1981 | 193 | In force: 30 April 2004 |
| Grenada ^e | X | In force: 23 July 1996 | 525 | |
| Guatemala ^e | X | In force: 1 February 1982 | 299 | Signed: 14 December 2001 |
| <i>Guinea</i> | | | | |
| <i>Guinea-Bissau</i> | | | | |
| Guyana ^e | X | In force: 23 May 1997 | 543 | |
| Haiti ^e | X | Signed: 6 January 1975 | | Signed: 10 July 2002 |
| Holy See | X | In force: 1 August 1972 | 187 | In force: 24 September 1998 |
| Honduras ^e | X | In force: 18 April 1975 | 235 | |
| Hungary | | In force: 30 March 1972 | 174 | In force: 4 April 2000 |
| Iceland | X | In force: 16 October 1974 | 215 | In force: 12 September 2003 |
| India | | In force: 30 September 1971 | 211 | |
| | | In force: 17 November 1977 | 260 | |
| | | In force: 27 September 1988 | 360 | |
| | | In force: 11 October 1989 | 374 | |
| | | In force: 1 March 1994 | 433 | |
| Indonesia | | In force: 14 July 1980 | 283 | In force: 29 September 1999 |
| Iran, Islamic Republic of | | In force: 15 May 1974 | 214 | Signed: 18 December 2003 |
| Iraq | | In force: 29 February 1972 | 172 | |
| Ireland | | In force: 21 February 1977 | 193 | In force: 30 April 2004 |
| Israel | | In force: 4 April 1975 | 249/Add.1 | |
| Italy | | In force: 21 February 1977 | 193 | In force: 30 April 2004 |
| Jamaica ^e | | In force: 6 November 1978 | 265 | In force: 19 March 2003 |
| Japan | | In force: 2 December 1977 | 255 | In force: 16 December 1999 |
| Jordan | X | In force: 21 February 1978 | 258 | In force: 28 July 1998 |
| Kazakhstan | | In force: 11 August 1995 | 504 | Signed: 6 February 2004 |
| <i>Kenya</i> | | | | |
| Kiribati | X | In force: 19 December 1990 | 390 | Signed: 09 November 2004 |
| Korea, Republic of | | In force: 14 November 1975 | 236 | In force: 19 February 2004 |
| Kuwait | X | In force: 7 March 2002 | 607 | In force: 2 June 2003 |
| Kyrgyzstan | X | In force: 3 February 2004 | | |
| Lao Peoples Democratic Republic | X | In force: 5 April 2001 | 599 | |
| Latvia | | In force: 21 December 1993 | 434 | In force: 12 July 2001 |
| Lebanon | X | In force: 5 March 1973 | 191 | |
| Lesotho | X | In force: 12 June 1973 | 199 | |
| <i>Liberia</i> | | | | |

| State | SQP ^c | Status of safeguards agreement(s) | INFCIRC | Status of additional protocol |
|---|------------------|-----------------------------------|---------|-------------------------------|
| Libyan Arab Jamahiriya | | In force: 8 July 1980 | 282 | Signed: 10 March 2004 |
| Liechtenstein | | In force: 4 October 1979 | 275 | |
| Lithuania | | In force: 15 October 1992 | 413 | In force: 5 July 2000 |
| Luxembourg | | In force: 21 February 1977 | 193 | In force: 30 April 2004 |
| Madagascar | X | In force: 14 June 1973 | 200 | In force: 18 September 2003 |
| Malawi | X | In force: 3 August 1992 | 409 | |
| Malaysia | | In force: 29 February 1972 | 182 | |
| Maldives | X | In force: 2 October 1977 | 253 | |
| Mali | X | In force: 12 September 2002 | 615 | In force: 12 September 2002 |
| Malta | X | In force: 13 November 1990 | 387 | Signed: 24 April 2003 |
| <i>Marshall Islands</i> | | | | |
| Mauritania | X | <i>Signed: 2 June 2003</i> | | <i>Signed: 2 June 2003</i> |
| Mauritius | X | In force: 31 January 1973 | 190 | Signed: 9 December 2004 |
| Mexico ^f | | In force: 14 September 1973 | 197 | Signed: 29 March 2004 |
| <i>Micronesia, Federated States of</i> | | | | |
| Monaco | X | In force: 13 June 1996 | 524 | In force: 30 September 1999 |
| Mongolia | X | In force: 5 September 1972 | 188 | In force: 12 May 2003 |
| Morocco | X | In force: 18 February 1975 | 228 | Signed: 22 September 2004 |
| <i>Mozambique</i> | | | | |
| Myanmar | X | In force: 20 April 1995 | 477 | |
| Namibia | X | In force: 15 April 1998 | 551 | Signed: 22 March 2000 |
| Nauru | X | In force: 13 April 1984 | 317 | |
| Nepal | X | In force: 22 June 1972 | 186 | |
| Netherlands | | In force: 5 June 1975 | 229 | |
| | | In force: 21 February 1977 | 193 | In force: 30 April 2004 |
| New Zealand | X | In force: 29 February 1972 | 185 | In force: 24 September 1998 |
| Nicaragua ^e | X | In force: 29 December 1976 | 246 | Signed: 18 July 2002 |
| Niger | | <i>Signed: 11 June 2002</i> | | <i>Signed: 11 June 2004</i> |
| Nigeria | | In force: 29 February 1988 | 358 | Signed: 20 September 2001 |
| Norway | | In force: 1 March 1972 | 177 | In force: 16 May 2000 |
| Oman | X | <i>Signed: 28 June 2001</i> | | |
| Pakistan | | In force: 5 March 1962 | 34 | |
| | | In force: 17 June 1968 | 116 | |
| | | In force: 17 October 1969 | 135 | |
| | | In force: 18 March 1976 | 239 | |
| | | In force: 2 March 1977 | 248 | |
| | | In force: 10 September 1991 | 393 | |
| | | In force: 24 February 1993 | 418 | |
| <i>Palau, Republic of</i> | | | | |
| Panama ^e | X | In force: 23 March 1984 | 316 | In force: 11 December 2001 |
| Papua New Guinea | X | In force: 13 October 1983 | 312 | |
| Paraguay ^e | X | In force: 20 March 1979 | 279 | In force: 17 September 2004 |
| Peru ^e | | In force: 1 August 1979 | 273 | In force: 23 July 2001 |
| Philippines | | In force: 16 October 1974 | 216 | Signed: 30 September 1997 |
| Poland | | In force: 11 October 1972 | 179 | In force: 5 May 2000 |
| Portugal ^g | | Accession: 1 July 1986 | 193 | In force: 30 April 2004 |
| <i>Qatar</i> | | | | |
| <i>Republic of Moldova</i> | X | <i>Signed: 14 June 1996</i> | | |
| Romania | | In force: 27 October 1972 | 180 | In force: 7 July 2000 |
| Russian Federation | | In force: 10 June 1985 | 327* | Signed: 22 March 2000 |
| <i>Rwanda</i> | | | | |
| St. Kitts and Nevis ^m | X | In force: 7 May 1996 | 514 | |
| St. Lucia ^m | X | In force: 2 February 1990 | 379 | |
| St. Vincent and the Grenadines ^m | X | In force: 8 January 1992 | 400 | |

| State | SQP ^c | Status of safeguards agreement(s) | INFCIRC | Status of additional protocol |
|---------------------------------------|------------------|--|------------------|-------------------------------|
| Samoa | X | In force: 22 January 1979 | 268 | |
| San Marino | X | In force: 21 September 1998 | 575 | |
| <i>São Tome and Principe</i> | | | | |
| <i>Saudi Arabia</i> | | | | |
| Senegal | X | In force: 14 January 1980 | 276 | |
| Serbia and Montenegro ^t | | In force: 28 December 1973 | 204 | Approved: 14 September 2004 |
| Seychelles | X | In force: 19 July 2004 | 635 | In force: 13 October 2004 |
| Sierra Leone | X | Signed: 10 November 1977 | | |
| Singapore | X | In force: 18 October 1977 | 259 | |
| Slovakia ^u | | In force: 3 March 1972 | 173 | Signed: 27 September 1999 |
| Slovenia | | In force: 1 August 1997 | 538 | In force: 22 August 2000 |
| Solomon Islands | X | In force: 17 June 1993 | 420 | |
| <i>Somalia</i> | | | | |
| South Africa | | In force: 16 September 1991 | 394 | In force: 13 September 2002 |
| Spain | | Accession: 5 April 1989 | 193 | In force: 30 April 2004 |
| Sri Lanka | | In force: 6 August 1984 | 320 | |
| Sudan | X | In force: 7 January 1977 | 245 | |
| Suriname ^e | X | In force: 2 February 1979 | 269 | |
| Swaziland | X | In force: 28 July 1975 | 227 | |
| Sweden ^v | | Accession: 1 June 1995 | 193 | In force: 30 April 2004 |
| Switzerland | | In force: 6 September 1978 | 264 | Signed: 16 June 2000 |
| Syrian Arab Republic | | In force: 18 May 1992 | 407 | |
| Tajikistan | X | In force: 14 December 2004 | Pending | In force: 14 December 2004 |
| Thailand | | In force: 16 May 1974 | 241 | |
| The Former Yugoslav Rep. Of Macedonia | X | In force: 16 April 2002 | 610 | |
| <i>Timor-Leste</i> | | | | |
| Togo | X | Signed: 29 November 1990 | | Signed: 26 September 2003 |
| Tonga | X | In force: 18 November 1993 | 426 | |
| Trinidad and Tobago ^e | X | In force: 4 November 1992 | 414 | |
| Tunisia | | In force: 13 March 1990 | 381 | |
| Turkey | | In force: 1 September 1981 | 295 | In force: 17 July 2001 |
| <i>Turkmenistan</i> | | | | |
| Tuvalu | X | In force: 15 March 1991 | 391 | |
| Uganda | X | Approved: 25 November 2004 | | Approved: 25 November 2004 |
| Ukraine | | In force: 22 January 1998 | 550 | Signed: 15 August 2000 |
| United Arab Emirates | X | In force: 6 October 2003 | 622 | |
| United Kingdom | | In force: 14 December 1972 | 175 ^w | |
| | | In force: 14 August 1978 | 263 [*] | In force: 30 April 2004 |
| | | Approved: 16 September 1992 ^o | | |
| United Republic of Tanzania | X | Signed: 26 August 1992 | | Signed: 23 September 2004 |
| United States of America | | In force: 9 December 1980 | 288 [*] | Signed: 12 June 1998 |
| | | In force: 6 April 1989 ^o | 366 | |
| Uruguay ^e | | In force: 17 September 1976 | 157 | In force: 30 April 2004 |
| Uzbekistan | | In force: 8 October 1994 | 508 | In force: 21 December 1998 |
| <i>Vanuatu</i> | | | | |
| Venezuela ^e | | In force: 11 March 1982 | 300 | |
| Viet Nam | | In force: 23 February 1990 | 376 | |
| Yemen, Republic of | X | In force: 14 August 2002 | 614 | |
| Zambia | X | In force: 22 September 1994 | 456 | |
| Zimbabwe | X | In force: 26 June 1995 | 483 | |

States: States not party to the NPT whose safeguards agreements are of INFCIRC/66-type.

States: Non-nuclear-weapon States which are party to the NPT but have not brought into force a safeguards agreement pursuant to Article III of that Treaty.

*: Voluntary offer safeguards agreement for NPT nuclear-weapon States.

^a This annex does not aim at listing all safeguards agreements that the Agency has concluded. Not included are agreements whose application has been suspended in light of the application of safeguards pursuant to a comprehensive safeguards agreement (CSA). Unless otherwise indicated, the safeguards agreements referred to are CSAs concluded pursuant to the NPT.

^b The Agency also applies safeguards in Taiwan, China, under two agreements, INFCIRC/133 and INFCIRC/158, which came into force on 13 October 1969 and 6 December 1971, respectively.

^c States with a legal obligation to conclude a CSA, with nuclear material in quantities not exceeding the limits of paragraph 37 of INFCIRC/153 and no nuclear material in a facility, have the option to conclude a Small Quantities Protocol (SQP), thus holding in abeyance the implementation of most of the detailed provisions set out in Part II of a CSA as long as these conditions continue to apply. This column contains countries whose SQPs have been approved by the Board of Governors and for whom, as far as the Secretariat is aware, these conditions continue to apply.

^d Sui generis CSA. On 28 November 2002, upon approval by the Board of Governors, an exchange of letters entered into force confirming that the safeguards agreement satisfies the requirement of Article III of the NPT.

^e Safeguards agreement refers to both the Treaty of Tlatelolco and the NPT.

^f Date refers to the safeguards agreement concluded between Argentina, Brazil, ABACC and the Agency. On 18 March 1997, upon approval by the Board of Governors, an exchange of letters entered into force between Argentina and the Agency confirming that the safeguards agreement satisfies the requirements of Article 13 of the Treaty of Tlatelolco and Article III of the NPT to conclude a safeguards agreement with the Agency.

^g The application of safeguards in Austria under the NPT safeguards agreement INFCIRC/156, in force since 23 July 1972, was suspended on 31 July 1996, on which date the agreement of 5 April 1973 (INFCIRC/193) between the non-nuclear weapon States of EURATOM, EURATOM and the Agency, to which Austria had acceded, entered into force for Austria.

^h The NPT safeguards agreement concluded with the Socialist Federal Republic of Yugoslavia (INFCIRC/204), which entered into force on 28 December 1973, continues to be applied in Bosnia and Herzegovina to the extent relevant to the territory of Bosnia and Herzegovina.

ⁱ Date refers to the safeguards agreement concluded between Argentina, Brazil, ABACC and the Agency. On 10 June 1997, upon approval by the Board of Governors, an exchange of letters entered into force between Brazil and the Agency confirming that the safeguards agreement satisfies the requirements of Article 13 of the Treaty of Tlatelolco. On 20 September 1999, upon approval by the Board of Governors, an exchange of letters entered into force confirming that the safeguards agreement also satisfies the requirements of Article III of the NPT.

^j Date refers to a safeguards agreement pursuant to Article 13 of the Treaty of Tlatelolco. Upon approval by the Board of Governors an exchange of letters entered into force (for Chile on 9 September 1996; for Colombia on 13 June 2001; for Panama on 21 November 2003) confirming that the safeguards agreement satisfies the requirement of Article III of the NPT.

^k The NPT safeguards agreement concluded with the Czechoslovak Socialist Republic (INFCIRC/173), which entered into force on 3 March 1972, continued to be applied in the Czech Republic to the extent relevant to the territory of the Czech Republic until 11 September 1997, on which date the NPT safeguards agreement concluded with the Czech Republic entered into force.

^l The NPT safeguards agreement with Denmark (INFCIRC/176), in force since 1 March 1972, has been replaced by the agreement of 5 April 1973 between the non-nuclear-weapon States of EURATOM, EURATOM and the Agency (INFCIRC/193). Since 1 May 1974, that agreement also applies to the Faroe Islands. Upon Greenland's secession from EURATOM as of 31 January 1985, the agreement between the Agency and Denmark (INFCIRC/176) re-entered into force for Greenland.

^m An exchange of letters has taken place between this State and the Agency confirming that the NPT safeguards agreement satisfies the obligations of the State under Article 13 of the Treaty of Tlatelolco.

ⁿ The application of safeguards in Finland under the NPT safeguards agreement INFCIRC/155, in force since 9 February 1972, was suspended on 1 October 1995, on which date the agreement of 5 April 1973 (INFCIRC/193) between the non-nuclear-weapon States of EURATOM, EURATOM and the Agency, to which Finland had acceded, entered into force for Finland.

^o The safeguards agreement referred to is pursuant to Additional Protocol I to the Treaty of Tlatelolco.

^p The NPT safeguards agreement of 7 March 1972 concluded with the German Democratic Republic (INFCIRC/181) is no longer in force with effect from 3 October 1990, on which date the German Democratic Republic acceded to the Federal Republic of Germany.

^q The application of safeguards in Greece under the NPT safeguards agreement INFCIRC/166, provisionally in force since 1 March 1972, was suspended on 17 December 1981, on which date Greece acceded to the agreement of 5 April 1973 (INFCIRC/193) between the non-nuclear-weapon States of EURATOM, EURATOM and the Agency.

^r The safeguards agreement referred to was concluded pursuant to both the Treaty of Tlatelolco and the NPT. The application of safeguards under an earlier safeguards agreement pursuant to the Treaty of Tlatelolco, which entered into force on 6 September 1968 (INFCIRC/118), was suspended as of 14 September 1973.

^s The application of safeguards in Portugal under the NPT safeguards agreement INFCIRC/272, in force since 14 June 1979, was suspended on 1 July 1986, on which date Portugal acceded to the agreement of 5 April 1973 (INFCIRC/193) between the non-nuclear-weapon States of EURATOM, EURATOM and the Agency.

^t The NPT safeguards agreement concluded with the Socialist Federal Republic of Yugoslavia (INFCIRC/204), which entered into force on 28 December 1973, continues to be applied in Serbia and Montenegro (formerly the Federal Republic of Yugoslavia) to the extent relevant to the territory of Serbia and Montenegro.

^u The NPT safeguards agreement concluded with the Czechoslovak Socialist Republic (INFCIRC/173), which entered into force on 3 March 1972, continues to be applied in Slovakia to the extent relevant to the territory of Slovakia. A new NPT safeguards agreement concluded with Slovakia and a protocol additional thereto were approved by the Board of Governors on 14 September 1998.

^v The application of safeguards in Sweden under the NPT safeguards agreement INFCIRC/234, in force since 14 April 1975, was suspended on 1 June 1995, on which date the agreement of 5 April 1973 (INFCIRC/193) between the non-nuclear-weapon States of EURATOM, EURATOM and the Agency, to which Sweden had acceded, entered into force for Sweden.

^w Date refers to the INFCIRC/66-type safeguards agreement, concluded between the United Kingdom and the Agency, which remains in force.