

# Annex

Table A1.	Regular budget allocation and utilization of resources in 2011 by Programme and Major Programme
Table A2.	Extrabudgetary regular programme fund resource utilization in 2011 by Programme and Major Programme, and Fund
Table A3(a).	Disbursements by technical field and region in 2011
Table A3(b).	Graphical representation of the information in Table A3(a)
Table A4.	Amount of nuclear material at the end of 2011 by type of agreement
Table A5.	Number of facilities under safeguards during 2011
Table A6.	Conclusion of safeguards agreements, additional protocols and small quantities protocols (as of 31 December 2011)
Table A7.	Participation in multilateral treaties for which the Director General is depositary, conclusion of Revised Supplementary Agreements and acceptance of amendments to Articles VI and XIV.A of the Agency's Statute (status as of 31 December 2011)
Table A8.	Conventions negotiated and adopted under the auspices of the Agency and/or for which the Director General is the depositary (status and relevant developments)
Table A9.	Nuclear power reactors in operation and under construction in the world (as of 31 December 2011)
Table A10.	Emergency Preparedness Review (EPREV) missions in 2011
Table A11.	Integrated Regulatory Review Service (IRRS) missions in 2011
Table A12.	Safe Long Term Operation (SALTO) missions in 2011
Table A13.	Operational Safety Review Team (OSART) missions in 2011
Table A14.	Integrated Safety Assessment of Research Reactors (INSARR) missions in 2011
Table A15.	Safety Evaluation During Operation for Fuel Cycle Facilities (SEDO) missions in 2011
Table A16.	Integrated Site Safety Review Service missions in 2011
Table A17.	International Physical Protection Advisory Service (IPPAS) missions in 2011
Table A18.	IAEA State System of Accounting for and Control of Nuclear Material Advisory Service (ISSAS) missions in 2011
Table A19.	Coordinated research projects initiated in 2011
Table A20.	Coordinated research projects completed in 2011
Table A21.	Publications issued in 2011
Table A22.	Training courses, seminars and workshops in 2011
Table A23.	Relevant Agency web sites
Table A24.	Facilities under Agency safeguards or containing safeguarded nuclear material on 31 December 2011

---

**Note:** Tables A19–A24 are available on the attached CD-ROM.

Table A1. Regular budget allocation and utilization of resources in 2011 by Programme and Major Programme (in euros)

Programme / Major Programme	Budget				Expenditure	Unused (over-expended) adjusted budget (4) – (5) (6)
	Original at \$1.0000	Adjusted at \$1.3893 <sup>a</sup>	Transfers <sup>b</sup>	Adjusted budget after transfers (2) + (3) (4)		
	(1)	(2)	(3)	(4)	(5)	(6)
<b>Operational and Recurrent Portion of the Regular Budget</b>						
<b>1. Nuclear Power, Fuel Cycle and Nuclear Science</b>						
Overall Management, Coordination and Common Activities	1 057 909	993 603	–	993 603	1 062 310	(68 707)
Nuclear Power	6 824 600	6 343 746	–	6 343 746	6 344 865	(1 119)
Nuclear Fuel Cycle and Materials Technologies	3 192 703	2 947 216	–	2 947 216	2 962 082	(14 866)
Capacity Building and Nuclear Knowledge Maintenance for Sustainable Energy Development	11 341 668	10 673 220	(6 840)	10 666 380	10 199 322	467 058
Nuclear Science	9 838 590	9 339 378	–	9 339 378	9 551 496	(212 118)
<b>Subtotal — Major Programme 1</b>	<b>32 255 470</b>	<b>30 297 163</b>	<b>(6 840)</b>	<b>30 290 323</b>	<b>30 120 075</b>	<b>170 248</b>
<b>2. Nuclear Techniques for Development and Environmental Protection</b>						
Overall Management, Coordination and Common Activities	4 573 892	4 364 557	–	4 364 557	4 223 082	141 475
Management of the Coordinated Research Activities	697 025	661 721	–	661 721	704 807	(43 086)
Food and Agriculture	11 108 475	10 573 836	–	10 573 836	10 541 995	31 841
Human Health	9 304 379	8 790 237	(37 618)	8 752 619	8 105 372	647 247
Water Resources	3 374 766	3 177 699	–	3 177 699	3 110 393	67 306
Environment	5 891 894	5 559 722	–	5 559 722	5 436 905	122 817
Radioisotope Production and Radiation Technology	2 138 069	1 995 215	–	1 995 215	1 974 147	21 068
<b>Subtotal — Major Programme 2</b>	<b>37 088 500</b>	<b>35 122 987</b>	<b>(37 618)</b>	<b>35 085 369</b>	<b>34 096 701</b>	<b>988 668</b>
<b>3. Nuclear Safety and Security</b>						
Enhancing the Global Nuclear Safety and Security Regime	758 936	711 817	–	711 817	762 882	(51 065)
Fostering Safety and Security Infrastructure and Improving Capacity Building	232 405	223 662	–	223 662	239 341	(15 679)
Strengthening Communication and Knowledge Management	242 686	235 376	–	235 376	144 307	91 069
Incident and Emergency Preparedness and Response	3 621 881	3 364 598	–	3 364 598	3 284 000	80 598
Safety of Nuclear Installations	9 533 729	8 946 412	113 995	9 060 407	9 119 314	(58 907)
Radiation and Transport Safety	5 785 697	5 458 224	–	5 458 224	5 447 451	10 773
Management of Radioactive Waste	6 822 659	6 388 254	–	6 388 254	6 402 289	(14 035)
Nuclear Security	4 043 439	3 808 291	–	3 808 291	3 851 045	(42 754)
<b>Subtotal — Major Programme 3</b>	<b>31 041 432</b>	<b>29 136 634</b>	<b>113 995</b>	<b>29 250 629</b>	<b>29 250 629</b>	<b>–</b>
<b>4. Nuclear Verification</b>						
Overall Management, Coordination and Common Activities	1 382 221	1 300 269	–	1 300 269	1 762 679	(462 410)
Safeguards	121 761 707	114 647 665	(55 857)	114 591 808	113 022 958	1 568 850
<b>Subtotal — Major Programme 4</b>	<b>123 143 928</b>	<b>115 947 934</b>	<b>(55 857)</b>	<b>115 892 077</b>	<b>114 785 637</b>	<b>1 106 440</b>
<b>5. Policy, Management and Administration Services</b>						
	78 098 252	74 746 270	(4 560)	74 741 710	74 275 637	466 073
<b>Subtotal — Major Programme 5</b>	<b>78 098 252</b>	<b>74 746 270</b>	<b>(4 560)</b>	<b>74 741 710</b>	<b>74 275 637</b>	<b>466 073</b>
<b>6. Management of Technical Cooperation for Development</b>						
Management of Technical Cooperation for Development	18 773 821	17 782 463	(9 120)	17 773 343	17 595 268	178 075
<b>Subtotal — Major Programme 6</b>	<b>18 773 821</b>	<b>17 782 463</b>	<b>(9 120)</b>	<b>17 773 343</b>	<b>17 595 268</b>	<b>178 075</b>
<b>Total Operational Budget</b>	<b>320 401 403</b>	<b>303 033 451</b>	<b>–</b>	<b>303 033 451</b>	<b>300 123 947</b>	<b>2 909 504</b>
<b>Major Capital Investment Funding Requirements</b>						
1. Nuclear Power, Fuel Cycle and Nuclear Science	–	–	–	–	–	–
2. Nuclear Techniques for Development and Environmental Protection	919 219	919 219	–	919 219	175 714	743 505
3. Nuclear Safety and Security	–	–	–	–	–	–
4. Nuclear Verification	3 630 629	3 630 629	–	3 630 629	3 453 562	177 067
5. Policy, Management and Administration Services	3 566 518	3 516 549	–	3 516 549	3 452 034	64 515
6. Management of Technical Cooperation for Development	–	–	–	–	–	–
<b>Total Capital Budget</b>	<b>8 116 366</b>	<b>8 066 397</b>	<b>–</b>	<b>8 066 397</b>	<b>7 081 310</b>	<b>985 087</b>
<b>Total Agency Programmes</b>	<b>328 517 769</b>	<b>311 099 848</b>	<b>–</b>	<b>311 099 848</b>	<b>307 205 257</b>	<b>3 894 591</b>
Reimbursable Work for Others	2 998 916	2 808 000	–	2 808 000	2 923 194	(115 194) <sup>c</sup>
<b>Grand Total</b>	<b>331 516 685</b>	<b>313 907 848</b>	<b>–</b>	<b>313 907 848</b>	<b>310 128 451</b>	<b>3 779 397</b>

<sup>a</sup> General Conference Resolution GC(54)/RES/3 of September 2010 — revalued at the UN average rate of exchange of \$1.3893 to €1.00.

<sup>b</sup> Based on the decision of the Board of Governors in document (GOV/1999/15), an amount of €113 995 was transferred to Major Programme 3, Nuclear Safety and Security, in order to cover the costs of emergency assistance provided in Japan subsequent to the accident at TEPCO's Fukushima Daiichi nuclear power plant. To recover this amount, year-end unencumbered balances in the operational portion of the 2011 Regular Budget Appropriation Sections were used.

<sup>c</sup> The amount of (€115 194) represents the costs of additional services provided to other VIC based organizations and to projects financed from the TCF and from extrabudgetary resources.

Table A2. Extrabudgetary regular programme fund resource utilization in 2011 by Programme and Major Programme, and Fund (in euros)

Programme / Major Programme	Extrabudgetary expenditures by fund				
	Regular Programme Fund	Nuclear Security Fund	LEU Fuel Bank	Peaceful Uses Initiative	Total extrabudgetary expenditure (1)+(2)+(3)+(4)
	(1)	(2)	(3)	(4)	(5)
<b>1. Nuclear Power, Fuel Cycle and Nuclear Science</b>					
Overall Management, Coordination and Common Activities	–	–	–	–	–
Nuclear Power	2 799 844	–	–	101 009	2 900 853
Nuclear Fuel Cycle and Materials Technologies	337 873	198 400	188 037	53 817	778 127
Capacity Building and Nuclear Knowledge Maintenance for Sustainable Energy Development	271 058	–	–	–	271 058
Nuclear Science	906 933	–	–	–	906 933
<b>Subtotal — Major Programme 1</b>	<b>4 315 708</b>	<b>198 400</b>	<b>188 037</b>	<b>154 826</b>	<b>4 856 971</b>
<b>2. Nuclear Techniques for Development and Environmental Protection</b>					
Overall Management, Coordination and Common Activities	–	–	–	–	–
Management of the Coordinated Research Activities	–	–	–	–	–
Food and Agriculture	1 750 738	–	–	312 280	2 063 018
Human Health	904 455	–	–	–	904 455
Water Resources	182 872	–	–	105 594	288 466
Environment	343 287	–	–	27 428	370 715
Radioisotope Production and Radiation Technology	–	–	–	–	–
<b>Subtotal — Major Programme 2</b>	<b>3 181 352</b>	<b>–</b>	<b>–</b>	<b>445 302</b>	<b>3 626 654</b>
<b>3. Nuclear Safety and Security</b>					
Enhancing the Global Nuclear Safety and Security Regime	139 141	–	–	–	139 141
Fostering Safety and Security Infrastructure and Improving Capacity Building	107 245	–	–	–	107 245
Strengthening Communication and Knowledge Management	1 801 964	–	–	–	1 801 964
Incident and Emergency Preparedness and Response	341 993	–	–	–	341 993
Safety of Nuclear Installations	6 208 514	–	–	–	6 208 514
Radiation and Transport Safety	685 878	181 410	–	–	867 288
Management of Radioactive Waste	860 654	–	–	–	860 654
Nuclear Security	–	13 946 123	–	–	13 946 123
<b>Subtotal — Major Programme 3</b>	<b>10 145 389</b>	<b>14 127 533</b>	<b>–</b>	<b>–</b>	<b>24 272 922</b>
<b>4. Nuclear Verification</b>					
Overall Management, Coordination and Common Activities	–	–	–	–	–
Safeguards	27 841 851	–	–	–	27 841 851
<b>Subtotal — Major Programme 4</b>	<b>27 841 851</b>	<b>–</b>	<b>–</b>	<b>–</b>	<b>27 841 851</b>
<b>5. Policy, Management and Administration Services</b>	1 290 252	–	–	–	1 290 252
<b>Subtotal — Major Programme 5</b>	<b>1 290 252</b>	<b>–</b>	<b>–</b>	<b>–</b>	<b>1 290 252</b>
<b>6. Management of Technical Cooperation for Development</b>					
Management of Technical Cooperation for Development	6 584	–	–	–	6 584
<b>Subtotal — Major Programme 6</b>	<b>6 584</b>	<b>–</b>	<b>–</b>	<b>–</b>	<b>6 584</b>
<b>Total Extrabudgetary Expenditure<sup>a</sup></b>	<b>46 781 136</b>	<b>14 325 933</b>	<b>188 037</b>	<b>600 128</b>	<b>61 895 234</b>
Commitments (unliquidated obligations) <sup>b</sup>	12 003 814	3 225 728	12 189	216 441	15 458 172
<b>Actual Charges in 2011<sup>a, b</sup></b>	<b>34 777 322</b>	<b>11 100 205</b>	<b>175 848</b>	<b>383 687</b>	<b>46 437 062</b>

<sup>a</sup> Represents total expenditure by fund activity.

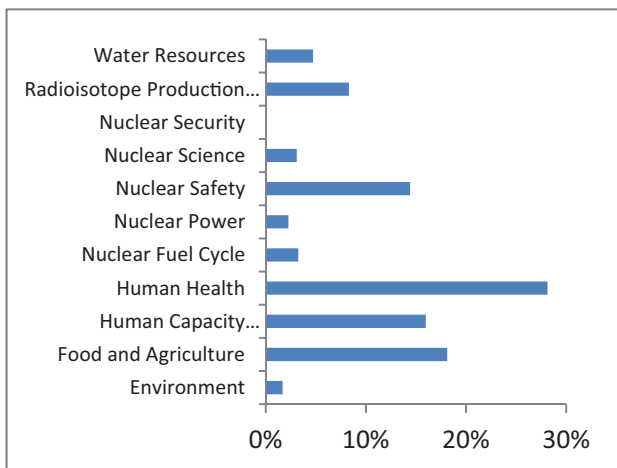
<sup>b</sup> Represents amounts committed for open contracts for goods and services which were not disbursed by the Agency in 2011.

Table A3(a). Disbursements by technical field and region in 2011

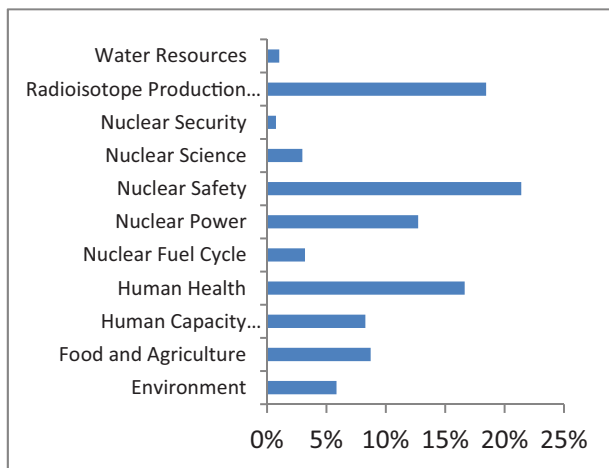
<b>Summary of all regions (in thousands of euros)</b>						
<b>Technical field</b>	<b>Africa</b>	<b>Asia and the Pacific</b>	<b>Europe</b>	<b>Latin</b>	<b>Global/ Inter-regional</b>	<b>Total</b>
1 Environment	257 604	903 730	310 657	846 677	162 071	2 480 739
2 Food and Agriculture	2 766 038	1 349 165	523 758	1 498 602	174 764	6 312 327
3 Human Capacity Development and Programme Support	2 438 723	1 280 460	1 094 888	1 360 194	1 819 398	7 993 663
4 Human Health	4 295 678	2 572 242	5 718 896	2 591 230	21 735	15 199 780
5 Nuclear Fuel Cycle	495 590	493 350	21 241 351	313 727		22 544 019
6 Nuclear Power	343 766	1 966 895	358 280	536 798	314 313	3 520 053
7 Nuclear Safety	2 201 937	3 309 356	6 365 074	1 535 155		13 411 522
8 Nuclear Science	473 289	458 659	2 133 077	135 104	95 669	3 295 799
9 Nuclear Security		115 650	163 264	28 702		307 615
10 Radioisotope Production and Radiation Technology	1 268 417	2 851 533	1 868 229	946 470		6 934 649
11 Water Resources	723 070	159 477	149 204	238 278		1 270 030
<b>Total</b>	<b>15 264 113</b>	<b>15 460 516</b>	<b>39 926 680</b>	<b>10 030 936</b>	<b>2 587 951</b>	<b>83 270 196</b>

Table A3(b). Graphical representation of the information in Table A3(a)

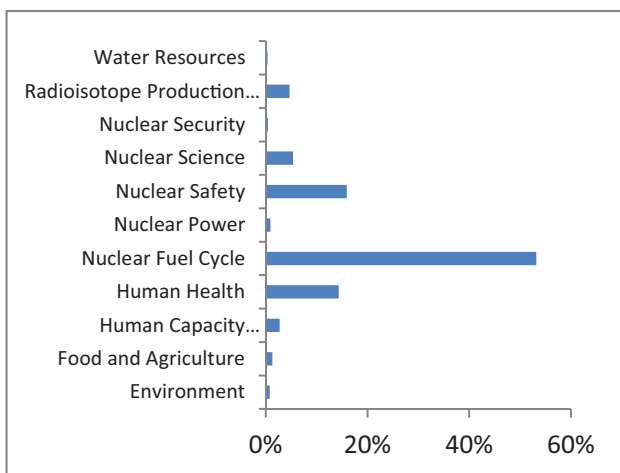
**Africa: €15 264 113**



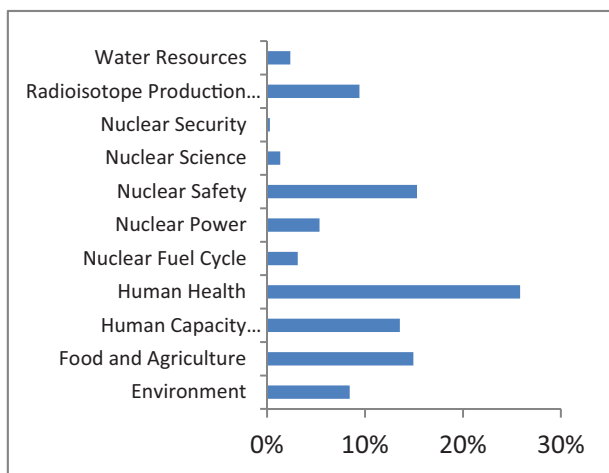
**Asia and the Pacific: €15 460 516**



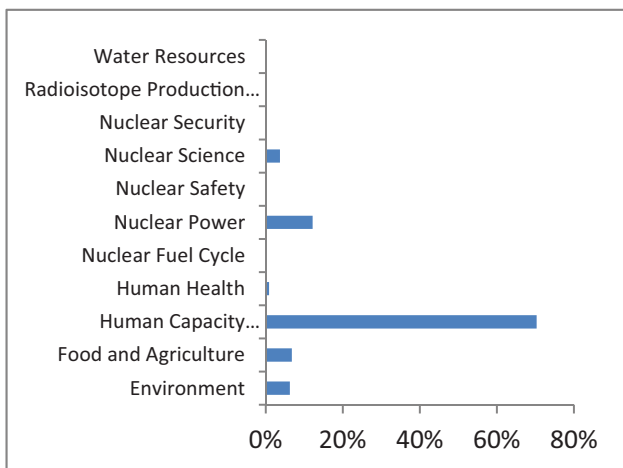
**Europe: €39 926 680**



**Latin America: €10 030 936**



**Global/Interregional: €2 587 951**



**Total: €83 270 196**

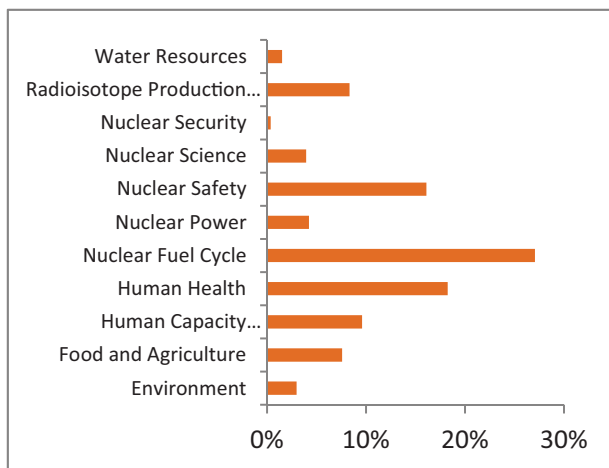


Table A4. Amount of nuclear material at the end of 2011 by type of agreement

Nuclear material	Comprehensive safeguards agreement <sup>1</sup>	INFCIRC/66 <sup>2</sup> type agreement	Voluntary offer agreement	Quantity in SQs
Plutonium <sup>3</sup> contained in irradiated fuel and in fuel elements in reactor cores	117 905.961	1594.875	17 244.026	136 744.862
Separated plutonium outside reactor cores	1310.544	5.016	10 643.843	11 959.403
HEU (equal to or greater than 20% uranium-235)	213.231	1.129	0.251	214.611
LEU (less than 20% uranium-235)	16 074.737	202.749	936.093	17 213.579
Source material <sup>4</sup> (natural and depleted uranium and thorium)	9033.069	386.557	1902.773	11 322.399
Uranium-233	17.551	0.001	0	17.552
<b>Total SQs</b>	<b>144 555.093</b>	<b>2190.327</b>	<b>30 726.986</b>	<b>177 472.406</b>

Amount of heavy water at the end of 2011 by type of agreement

Non-nuclear material <sup>5</sup>	Comprehensive safeguards agreement <sup>6</sup>	INFCIRC/66 <sup>7</sup> type agreement	Voluntary offer agreement	Quantity
<b>Heavy water (tonnes)</b>	<b>0.719<sup>8</sup></b>	<b>439.122</b>	<b>0</b>	<b>439.841</b>

<sup>1</sup> Covering safeguards agreements pursuant to NPT and/or Treaty of Tlatelolco and other CSAs; including facilities in Taiwan, China.

<sup>2</sup> Covering facilities in India, Israel and Pakistan.

<sup>3</sup> The quantity includes an estimated amount (10 998.375 SQs) of plutonium (Pu) in irradiated fuel, which has not yet been reported to the Agency under the reporting procedures agreed to (the non-reported Pu is contained in irradiated fuel assemblies to which item accountability and containment/surveillance measures are applied) and Pu in fuel elements loaded into the core.

<sup>4</sup> This table does not include material within the terms of subparagraphs 34(a) and (b) of INFCIRC/153 (Corrected).

<sup>5</sup> Non-nuclear material subject to Agency safeguards under INFCIRC/66/Rev.2-type agreements.

<sup>6</sup> Covering safeguards agreements pursuant to NPT and/or Treaty of Tlatelolco and other CSAs; including facilities in Taiwan, China.

<sup>7</sup> Covering facilities in India, Israel and Pakistan.

<sup>8</sup> In Taiwan, China.

Table A5. Number of facilities under safeguards during 2011

Facility type	Number of facilities			Total
	Comprehensive safeguards agreements (CSAs) <sup>a</sup>	INFCIRC/66 <sup>b</sup> type agreements	Voluntary offer agreements	
Power reactors	227	9	1	<b>237</b>
Research reactors	148	3	1	<b>152</b>
Conversion plants	18	0	0	<b>18</b>
Fuel fabrication plants	42	2	1	<b>45</b>
Reprocessing plants	11	1	1	<b>13</b>
Enrichment plants	17	0	3	<b>20</b>
Separate storage facilities	115	1	5	<b>121</b>
Other facilities	74	0	0	<b>74</b>
<b>Subtotals</b>	<b>652</b>	<b>16</b>	<b>12</b>	<b>680</b>
Material balance areas outside facilities <sup>c</sup>	528	1	0	<b>529</b>
<b>Totals</b>	<b>1180</b>	<b>17</b>	<b>12</b>	<b>1209</b>

<sup>a</sup> Covering safeguards agreements pursuant to the NPT and/or the Treaty of Tlatelolco and other CSAs; includes facilities in Taiwan, China.

<sup>b</sup> Covering facilities in India, Israel and Pakistan.

<sup>c</sup> Excludes the two material balance areas outside facilities at the Agency and one material balance area outside facilities in Euratom.



Table A6. Conclusion of safeguards agreements, additional protocols and small quantities protocols (as of 31 December 2011)

State	SQP <sup>a</sup>	Safeguards agreements <sup>b</sup>	INFCIRC	Additional protocols (APs)
Afghanistan	X	In force: 20 Feb. 1978	257	In force: 19 July 2005
Albania <sup>1</sup>		In force: 25 March 1988	359	In force: 3 Nov. 2010
Algeria		In force: 7 Jan. 1997	531	Approved: 14 Sept. 2004
Andorra	X	In force: 18 October 2010	808	In force: 19 Dec 2011
Angola	In force: 28 April 2010	In force: 28 April 2010	800	In force: 28 April 2010
Antigua and Barbuda <sup>2</sup>	X	In force: 9 Sept. 1996	528	
Argentina <sup>3</sup>		In force: 4 March 1994	435	
Armenia		In force: 5 May 1994	455	In force: 28 June 2004
Australia		In force: 10 July 1974	217	In force: 12 Dec. 1997
Austria <sup>4</sup>		Accession: 31 July 1996	193	In force: 30 April 2004
Azerbaijan	Amended: 20 Nov. 2006	In force: 29 April 1999	580	In force: 29 Nov. 2000
The Bahamas <sup>2</sup>	Amended: 25 July 2007	In force: 12 Sept. 1997	544	
Bahrain	In force: 10 May 2009	In force: 10 May 2009	767	In force: 20 July 2011
Bangladesh		In force: 11 June 1982	301	In force: 30 March 2001
Barbados <sup>2</sup>	X	In force: 14 Aug. 1996	527	
Belarus		In force: 2 Aug. 1995	495	Signed: 15 Nov. 2005
Belgium		In force: 21 Feb. 1977	193	In force: 30 April 2004
Belize <sup>5</sup>	X	In force: 21 Jan. 1997	532	
Benin	Amended: 15 April 2008	Signed: 7 June 2005		Signed: 7 June 2005
Bhutan	X	In force: 24 Oct. 1989	371	
Bolivia <sup>2</sup>	X	In force: 6 Feb. 1995	465	
Bosnia and Herzegovina <sup>6</sup>		In force: 28 Dec. 1973	204	
Botswana		In force: 24 Aug. 2006	694	In force: 24 Aug. 2006
Brazil <sup>7</sup>		In force: 4 March 1994	435	
Brunei Darussalam	X	In force: 4 Nov. 1987	365	
Bulgaria <sup>8</sup>		Accession: 1 May 2009	193	Accession: 1 May 2009
Burkina Faso	Amended: 18 Feb. 2008	In force: 17 April 2003	618	In force: 17 April 2003
Burundi	In force: 27 Sept. 2007	In force: 27 Sept. 2007	719	In force: 27 Sept. 2007
Cambodia	X	In force: 17 Dec. 1999	586	
Cameroon	X	In force: 17 Dec. 2004	641	Signed: 16 Dec. 2004
Canada		In force: 21 Feb. 1972	164	In force: 8 Sept. 2000
Cape Verde	Amended: 27 March 2006	Signed: 28 June 2005		Signed: 28 June 2005
Central African Republic	In force: 7 Sept. 2009	In force: 7 Sept. 2009	777	In force: 7 Sept. 2009
Chad	In force: 13 May 2010	In force: 13 May 2010	802	In force: 13 May 2010
Chile <sup>9</sup>		In force: 5 April 1995	476	In force: 3 Nov. 2003



Table A6. Conclusion of safeguards agreements, additional protocols and small quantities protocols (as of 31 December 2011) (cont.)

State	SQP <sup>a</sup>	Safeguards agreements <sup>b</sup>	INFCIRC	Additional protocols (APs)
China		In force: 18 Sept. 1989	369*	In force: 28 March 2002
Colombia <sup>9</sup>		In force: 22 Dec. 1982	306	In force: 5 March 2009
Comoros	In force: 20 Jan. 2009	In force: 20 Jan. 2009	752	In force: 20 Jan. 2009
Congo, Republic of the	In force: 28 Oct. 2011	In force: 28 Oct. 2011		In force: 28 Oct. 2011
Costa Rica <sup>2</sup>	Amended: 12 Jan. 2007	In force: 22 Nov. 1979	278	In force: 17 June 2011
Côte d'Ivoire		In force: 8 Sept. 1983	309	Signed: 22 Oct. 2008
Croatia	Amended: 26 May 2008	In force: 19 Jan. 1995	463	In force: 6 July 2000
Cuba <sup>2</sup>		In force: 3 June 2004	633	In force: 3 June 2004
Cyprus <sup>10</sup>		Accession: 1 May 2008	193	Accession: 1 May 2008
Czech Republic <sup>11</sup>		Accession: 1 Oct. 2009	193	Accession: 1 Oct. 2009
Dem. Rep. of the Congo		In force: 9 Nov. 1972	183	In force: 9 April 2003
Denmark <sup>12</sup>		In force: 21 Feb. 1977	193	In force 30 April 2004
<i>Djibouti</i>	<i>Signed: 27 May 2010</i>	<i>Signed : 27 May 2010</i>		<i>Signed : 27 May 2010</i>
Dominica <sup>5</sup>	X	In force: 3 May 1996	513	
Dominican Republic <sup>2</sup>	Amended: 11 Oct. 2006	In force: 11 Oct. 1973	201	In force: 5 May 2010
D.P.R.K.		In force: 10 April 1992	403	
Ecuador <sup>2</sup>	Amended: 7 April 2006	In force: 10 March 1975	231	In force: 24 Oct. 2001
Egypt		In force: 30 June 1982	302	
El Salvador <sup>2</sup>	Amended: 10 June 2011	In force: 22 April 1975	232	In force: 24 May 2004
<i>Equatorial Guinea</i>	<i>Approved: 13 June 1986</i>	<i>Approved: 13 June 1986</i>		
<i>Eritrea</i>				
Estonia <sup>13</sup>		Accession: 1 Dec. 2005	193	Accession: 1 Dec. 2005
Ethiopia	X	In force: 2 Dec. 1977	261	
Fiji	X	In force: 22 March 1973	192	In force: 14 July 2006
Finland <sup>14</sup>		Accession: 1 Oct. 1995	193	In force: 30 April 2004
France	X	In force: 12 Sept. 1981 In force: 26 Oct. 2007 <sup>15</sup>	290* 718	In force: 30 April 2004
Gabon	X	In force: 25 March 2010	792	In force: 25 March 2010
Gambia	Amended: 17 October 2011	In force: 8 Aug. 1978	277	In force: 18 October 2011
Georgia		In force: 3 June 2003	617	In force: 3 June 2003
Germany <sup>16</sup>		In force: 21 Feb. 1977	193	In force: 30 April 2004
Ghana		In force: 17 Feb. 1975	226	In force: 11 June 2004
Greece <sup>17</sup>		Accession: 17 Dec. 1981	193	In force: 30 April 2004
Grenada <sup>2</sup>	X	In force: 23 July 1996	525	
Guatemala <sup>2</sup>	Amended: 26 April 2011	In force: 1 Feb. 1982	299	In force: 28 May 2008

Table A6. Conclusion of safeguards agreements, additional protocols and small quantities protocols (as of 31 December 2011) (cont.)

State	SQP <sup>a</sup>	Safeguards agreements <sup>b</sup>	INFCIRC	Additional protocols (APs)
Guinea	Signed: 13 Dec 2011	Signed: 13 Dec 2011		Signed: 13 Dec 2011
Guinea-Bissau				
Guyana <sup>2</sup>	X	In force: 23 May 1997	543	
Haiti <sup>2</sup>	X	In force: 9 March 2006	681	In force: 9 March 2006
Holy See	Amended: 11 Sept. 2006	In force: 1 Aug. 1972	187	In force: 24 Sept. 1998
Honduras <sup>2</sup>	Amended: 20 Sept. 2007	In force: 18 April 1975	235	Signed: 7 July 2005
Hungary <sup>18</sup>		Accession: 1 July 2007	193	Accession: 1 July 2007
Iceland	Amended: 15 March 2010	In force: 16 Oct. 1974	215	In force: 12 Sept. 2003
<b>India</b>		In force: 30 Sept. 1971 In force: 17 Nov. 1977 In force: 27 Sept. 1988 In force: 11 Oct. 1989 In force: 1 March 1994 In force: 11 May 2009	211 260 360 374 433 754	Signed: 15 May 2009
Indonesia		In force: 14 July 1980	283	In force: 29 Sept. 1999
Iran, Islamic Republic of		In force: 15 May 1974	214	Signed: 18 Dec. 2003
Iraq		In force: 29 Feb. 1972	172	Signed: 9 Oct. 2008 <sup>19</sup>
Ireland		In force: 21 Feb. 1977	193	In force: 30 April 2004
<b>Israel</b>		In force: 4 April 1975	249/Add.1	
Italy		In force: 21 Feb. 1977	193	In force: 30 April 2004
Jamaica <sup>2</sup>	Rescinded: 15 Dec. 2006	In force: 6 Nov. 1978	265	In force: 19 March 2003
Japan		In force: 2 Dec. 1977	255	In force: 16 Dec. 1999
Jordan	X	In force: 21 Feb. 1978	258	In force: 28 July 1998
Kazakhstan		In force: 11 Aug. 1995	504	In force: 9 May 2007
Kenya	In force: 18 Sept. 2009	In force: 18 Sept. 2009	778	In force: 18 Sept. 2009
Kiribati	X	In force: 19 Dec. 1990	390	Signed: 09 Nov. 2004
Korea, Republic of		In force: 14 Nov. 1975	236	In force: 19 Feb. 2004
Kuwait	X	In force: 7 March 2002	607	In force: 2 June 2003
Kyrgyzstan	X	In force: 3 Feb. 2004	629	In force: 10 Nov. 2011
Lao P.D.R.	X	In force: 5 April 2001	599	
Latvia <sup>20</sup>		Accession: 1 Oct. 2008	193	Accession: 1 Oct. 2008
Lebanon	Amended: 5 Sept. 2007	In force: 5 March 1973	191	
Lesotho	Amended: 8 Sept. 2009	In force: 12 June 1973	199	In force: 26 April 2010
<i>Liberia</i>				
Libya		In force: 8 July 1980	282	In force: 11 Aug. 2006
Liechtenstein		In force: 4 Oct. 1979	275	Signed: 14 July 2006
Lithuania <sup>21</sup>		Accession: 1 Jan. 2008	193	Accession: 1 Jan. 2008

Table A6. Conclusion of safeguards agreements, additional protocols and small quantities protocols (as of 31 December 2011) (cont.)

State	SQP <sup>a</sup>	Safeguards agreements <sup>b</sup>	INFCIRC	Additional protocols (APs)
Luxembourg		In force: 21 Feb. 1977	193	In force: 30 April 2004
Madagascar	Amended: 29 May 2008	In force: 14 June 1973	200	In force: 18 Sept. 2003
Malawi	Amended: 29 Feb. 2008	In force: 3 Aug. 1992	409	In force: 26 July 2007
Malaysia		In force: 29 Feb. 1972	182	Signed: 22 Nov. 2005
Maldives	X	In force: 2 Oct. 1977	253	
Mali	Amended: 18 April 2006	In force: 12 Sept. 2002	615	In force: 12 Sept. 2002
Malta <sup>22</sup>		Accession: 1 July 2007	193	Accession: 1 July 2007
Marshall Islands		In force: 3 May 2005	653	In force: 3 May 2005
Mauritania	X	In force: 10 Dec. 2009	788	In force: 10 Dec. 2009
Mauritius	Amended: 26 Sept. 2008	In force: 31 Jan. 1973	190	In force: 17 Dec. 2007
Mexico <sup>23</sup>		In force: 14 Sept. 1973	197	In force: 4 March 2011
<i>Micronesia, Fed. States</i>				
Monaco	Amended: 27 Nov. 2008	In force: 13 June 1996	524	In force: 30 Sept. 1999
Mongolia	X	In force: 5 Sept. 1972	188	In force: 12 May 2003
Montenegro	In force: 4 March 2011	In force: 4 March 2011	814	In force: 4 March 2011
Morocco	Rescinded: 15 Nov. 2007	In force: 18 Feb. 1975	228	In force: 21 April 2011
Mozambique	In force: 1 March 2011	In force: 1 March 2011	813	In force: 1 March 2011
Myanmar	X	In force: 20 April 1995	477	
Namibia	X	In force: 15 April 1998	551	Signed: 22 March 2000
Nauru	X	In force: 13 April 1984	317	
Nepal	X	In force: 22 June 1972	186	
Netherlands	X	In force: 5 June 1975 <sup>15</sup> In force: 21 Feb. 1977	229 193	In force: 30 April 2004
New Zealand <sup>24</sup>	X	In force: 29 Feb. 1972	185	In force: 24 Sept. 1998
Nicaragua <sup>2</sup>	Amended: 12 June 2009	In force: 29 Dec. 1976	246	In force: 18 Feb. 2005
Niger		In force: 16 Feb. 2005	664	In force: 2 May 2007
Nigeria		In force: 29 Feb. 1988	358	In force: 4 April 2007
Norway		In force: 1 March 1972	177	In force: 16 May 2000
Oman	X	In force: 5 Sept. 2006	691	
<b>Pakistan</b>		In force: 5 March 1962 In force: 17 June 1968 In force: 17 Oct. 1969 In force: 18 March 1976 In force: 2 March 1977 In force: 10 Sept. 1991 In force: 24 Feb. 1993 In force: 22 Feb. 2007 In force: 15 April 2011	34 116 135 239 248 393 418 705 816	

Table A6. Conclusion of safeguards agreements, additional protocols and small quantities protocols (as of 31 December 2011) (cont.)

State	SQP <sup>a</sup>	Safeguards agreements <sup>b</sup>	INFCIRC	Additional protocols (APs)
Palau	Amended: 15 March 2006	In force: 13 May 2005	650	In force: 13 May 2005
Panama <sup>9</sup>	Amended: 4 March 2011	In force: 23 March 1984	316	In force: 11 Dec. 2001
Papua New Guinea	X	In force: 13 Oct. 1983	312	
Paraguay <sup>2</sup>	X	In force: 20 March 1979	279	In force: 15 Sept. 2004
Peru <sup>2</sup>		In force: 1 Aug. 1979	273	In force: 23 July 2001
Philippines		In force: 16 Oct. 1974	216	In force: 26 Feb. 2010
Poland <sup>25</sup>		Accession: 1 March 2007	193	Accession: 1 March 2007
Portugal <sup>26</sup>		Accession: 1 July 1986	193	In force: 30 April 2004
Qatar	In force: 21 Jan. 2009	In force: 21 Jan. 2009	747	
Republic of Moldova	Amended: 1 September 2011	In force: 17 May 2006	690	Signed: 14 Dec 2011
Romania <sup>27</sup>		Accession: 1 May 2010	193	Accession: 1 May 2010
Russian Federation		In force: 10 June 1985	327*	In force: 16 Oct. 2007
Rwanda	In force: 17 May 2010	In force: 17 May 2010	801	In force: 17 May 2010
St Kitts & Nevis <sup>5</sup>	X	In force: 7 May 1996	514	
Saint Lucia <sup>5</sup>	X	In force: 2 Feb. 1990	379	
St V. & the Grenadines <sup>5</sup>	X	In force: 8 Jan. 1992	400	
Samoa	X	In force: 22 Jan. 1979	268	
San Marino	Amended: 13 May 2011	In force: 21 Sept. 1998	575	
<i>São Tomé and Príncipe</i>				
Saudi Arabia	X	In force: 13 Jan. 2009	746	
Senegal	Amended: 6 Jan. 2010	In force: 14 Jan. 1980	276	Signed: 15 Dec. 2006
Serbia <sup>28</sup>		In force: 28 Dec. 1973	204	Signed: 3 July 2009
Seychelles	Amended: 31 Oct. 2006	In force: 19 July 2004	635	In force: 13 Oct. 2004
Sierra Leone	X	In force: 4 Dec. 2009	787	
Singapore	Amended: 31 March 2008	In force: 18 Oct. 1977	259	In force: 31 March 2008
Slovakia <sup>29</sup>		Accession: 1 Dec. 2005	193	Accession: 1 Dec. 2005
Slovenia <sup>30</sup>		Accession: 1 Sept. 2006	193	Accession: 1 Sept. 2006
Solomon Islands	X	In force: 17 June 1993	420	
<i>Somalia</i>				
South Africa		In force: 16 Sept. 1991	394	In force: 13 Sept. 2002
Spain		Accession: 5 April 1989	193	In force: 30 April 2004
Sri Lanka		In force: 6 Aug. 1984	320	
Sudan	X	In force: 7 Jan. 1977	245	
Suriname <sup>2</sup>	X	In force: 2 Feb. 1979	269	

Table A6. Conclusion of safeguards agreements, additional protocols and small quantities protocols (as of 31 December 2011) (cont.)

State	SQP <sup>a</sup>	Safeguards agreements <sup>b</sup>	INFCIRC	Additional protocols (APs)
Swaziland	Amended: 23 July 2010	In force: 28 July 1975	227	In force: 8 Sept. 2010
Sweden <sup>31</sup>		Accession: 1 June 1995	193	In force: 30 April 2004
Switzerland		In force: 6 Sept. 1978	264	In force: 1 Feb. 2005
Syrian Arab Republic		In force: 18 May 1992	407	
Tajikistan <sup>32</sup>	Amended: 6 March 2006	In force: 14 Dec. 2004	639	In force: 14 Dec. 2004
Thailand		In force: 16 May 1974	241	Signed: 22 Sept. 2005
The F.Y.R. of Macedonia	Amended: 9 July 2009	In force: 16 April 2002	610	In force: 11 May 2007
<i>Timor-Leste</i>	<i>Signed: 6 Oct. 2009</i>	<i>Signed: 6 Oct. 2009</i>		<i>Signed: 6 Oct. 2009</i>
<i>Togo</i>	<i>Signed: 29 Nov. 1990</i>	<i>Signed: 29 Nov. 1990</i>		<i>Signed: 26 Sept. 2003</i>
Tonga	X	In force: 18 Nov. 1993	426	
Trinidad and Tobago <sup>2</sup>	X	In force: 4 Nov. 1992	414	
Tunisia		In force: 13 March 1990	381	Signed: 24 May 2005
Turkey		In force: 1 Sept. 1981	295	In force: 17 July 2001
Turkmenistan		In force: 3 Jan. 2006	673	In force: 3 Jan. 2006
Tuvalu	X	In force: 15 March 1991	391	
Uganda	Amended: 24 June 2009	In force: 14 Feb. 2006	674	In force: 14 Feb. 2006
Ukraine		In force: 22 Jan. 1998	550	In force: 24 Jan. 2006
United Arab Emirates	X	In force: 9 Oct. 2003	622	In force: 20 Dec. 2010
United Kingdom	X	In force: 14 Dec. 1972 <sup>33</sup> In force: 14 Aug. 1978 Signed: 6 Jan. 1993 <sup>15</sup>	175 263*	In force: 30 April 2004
United Rep. of Tanzania	Amended: 10 June 2009	In force: 7 Feb. 2005	643	In force: 7 Feb. 2005
United States of America	X	In force: 9 Dec. 1980 In force: 6 April 1989	288* 366 <sup>15</sup>	In force: 6 Jan. 2009
Uruguay <sup>2</sup>		In force: 17 Sept. 1976	157	In force: 30 April 2004
Uzbekistan		In force: 8 Oct. 1994	508	In force: 21 Dec. 1998
<i>Vanuatu</i>	<i>Approved: 8 Sept. 2009</i>	<i>Approved: 8 Sept. 2009</i>		<i>Approved: 8 Sept. 2009</i>
Venezuela <sup>2</sup>		In force: 11 March 1982	300	
Vietnam		In force: 23 Feb. 1990	376	Signed: 10 Aug. 2007
Yemen, Republic of	X	In force: 14 Aug. 2002	614	
Zambia	X	In force: 22 Sept. 1994	456	Signed: 13 May 2009
Zimbabwe	Amended: 31 August 2011	In force: 26 June 1995	483	

*Table A6. Conclusion of safeguards agreements, additional protocols and small quantities protocols (as of 31 December 2011) (cont.)*

**Key**

**States:** States not party to the NPT whose safeguards agreements are of INFCIRC/66-type.

**States:** Non-nuclear-weapon States that are party to the NPT but have not yet brought into force comprehensive safeguards agreements (CSAs) pursuant to Article III of that Treaty (grey shading).

\*: Voluntary offer safeguards agreement for NPT nuclear-weapon States.

**NB:** This document does not aim at listing all safeguards agreements that the Agency has concluded. Not included are agreements under which the application of safeguards has been suspended in light of the conclusion of a CSA. Unless otherwise indicated, the safeguards agreements referred to are CSAs concluded pursuant to the NPT.

<sup>a</sup> Provided that they fulfil certain conditions (including that the quantities of nuclear material do not exceed the limits set out in paragraph 37 of INFCIRC/153), States with CSAs have the option to conclude a 'small quantities protocol' (SQP) that holds in abeyance the implementation of most of the safeguards procedures of the CSA as long as these conditions are met. This column contains States whose SQP has been approved by the Board and for which, as far as the Secretariat is aware, these conditions continue to apply. For those States that have accepted the revised standard SQP text (approved by the Board of Governors on 20 September 2005) the current status is reflected.

<sup>b</sup> The Agency also applies safeguards in Taiwan, China under two agreements, INFCIRC/133 and INFCIRC/158, which entered into force on 13 October 1969 and 6 December 1971, respectively.

<sup>1</sup> Sui generis comprehensive safeguards agreement. On 28 November 2002, upon approval by the Board of Governors, an exchange of letters entered into force confirming that the safeguards agreement satisfies the requirement of Article III of the NPT.

<sup>2</sup> Safeguards agreement refers to both the Treaty of Tlatelolco and the NPT.

<sup>3</sup> Date refers to the safeguards agreement concluded between Argentina, Brazil, ABACC and the Agency. On 18 March 1997, upon approval by the Board of Governors, an exchange of letters entered into force between Argentina and the Agency confirming that the safeguards agreement satisfies the requirements of Article 13 of the Treaty of Tlatelolco and Article III of the NPT to conclude a safeguards agreement with the Agency.

<sup>4</sup> The application of safeguards in Austria under the NPT bilateral safeguards agreement INFCIRC/156, in force since 23 July 1972, was suspended on 31 July 1996, on which date the agreement of 5 April 1973 between the non-nuclear weapon States of EURATOM, EURATOM and the Agency (INFCIRC/193), to which Austria had acceded, entered into force for Austria.

<sup>5</sup> Date refers to a safeguards agreement pursuant to Article III of the NPT. Upon approval by the Board of Governors, an exchange of letters entered into force (for Saint Lucia on 12 June 1996 and for Belize, Dominica, Saint Kitts & Nevis and Saint Vincent & Grenadines on 18 March 1997) confirming that the safeguards agreement satisfies the requirement of Article 13 of the Treaty of Tlatelolco.

<sup>6</sup> The NPT safeguards agreement concluded with the Socialist Federal Republic of Yugoslavia (INFCIRC/204), which entered into force on 28 December 1973, continues to be applied in Bosnia and Herzegovina to the extent relevant to the territory of Bosnia and Herzegovina.

<sup>7</sup> Date refers to the safeguards agreement concluded between Argentina, Brazil, ABACC and the Agency. On 10 June 1997, upon approval by the Board of Governors, an exchange of letters entered into force between Brazil and the Agency confirming that the safeguards agreement satisfies the requirements of Article 13 of the Treaty of Tlatelolco. On 20 September 1999, upon approval by the Board of Governors, an exchange of letters entered into force confirming that the safeguards agreement also satisfies the requirements of Article III of the NPT.

<sup>8</sup> The application of safeguards in Bulgaria under the NPT safeguards agreement INFCIRC/178, in force since 29 February 1972, was suspended on 1 May 2009, on which date the agreement of 5 April 1973 between the non-nuclear-weapon States of EURATOM, EURATOM and the Agency (INFCIRC/193), to which Bulgaria had acceded, entered into force for Bulgaria.

<sup>9</sup> The date refers to a safeguards agreement pursuant to Article 13 of the Treaty of Tlatelolco. Upon approval by the Board of Governors, an exchange of letters entered into force (for Chile on 9 September 1996; for Colombia on 13 June 2001; for Panama on 20 November 2003) confirming that the safeguards agreement satisfies the requirement of Article III of the NPT.

<sup>10</sup> The application of safeguards in Cyprus under the NPT safeguards agreement INFCIRC/189, in force since 26 January 1973, was suspended on 1 May 2008, on which date the agreement of 5 April 1973 between the non-nuclear-weapon States of EURATOM, EURATOM and the Agency (INFCIRC/193) to which Cyprus had acceded, entered into force for Cyprus.

<sup>11</sup> The application of safeguards in the Czech Republic under the NPT safeguards agreement INFCIRC/541, in force since 11 September 1997, was suspended on 1 October 2009, on which date the agreement of 5 April 1973 between the non-nuclear-weapon States of EURATOM, EURATOM and the Agency (INFCIRC/193) to which the Czech Republic had acceded, entered into force for the Czech Republic.

<sup>12</sup> The application of safeguards in Denmark under the bilateral NPT safeguards agreement INFCIRC/176, in force since 1 March 1972, was suspended on 5 April 1973, on which date the agreement of 5 April 1973 (INFCIRC/193) between the non-nuclear-weapon States of EURATOM, EURATOM and the Agency (INFCIRC/193), to which Denmark had acceded, entered into force for Denmark. Since 1 May 1974, that agreement also applies to the Faroe Islands. Upon Greenland's secession from EURATOM as of 31 January 1985, the agreement between the Agency and Denmark (INFCIRC/176) re-entered into force for Greenland.

<sup>13</sup> The application of safeguards in Estonia under the NPT safeguards agreement INFCIRC/547, in force since 24 November 1997, was suspended on 1 December 2005, on which date the agreement of 5 April 1973 between the non-nuclear-weapon States of EURATOM, EURATOM and the Agency (INFCIRC/193), to which Estonia had acceded, entered into force for Estonia.

<sup>14</sup> The application of safeguards in Finland under the bilateral NPT safeguards agreement INFCIRC/155, in force since 9 February 1972, was suspended on 1 October 1995, on which date the agreement of 5 April 1973 (INFCIRC/193) between the non-nuclear-weapon States of EURATOM, EURATOM and the Agency, to which Finland had acceded, entered into force for Finland.

<sup>15</sup> The safeguards agreement referred to is pursuant to Additional Protocol I to the Treaty of Tlatelolco.

<sup>16</sup> The NPT safeguards agreement of 7 March 1972 concluded with the German Democratic Republic (INFCIRC/181) is no longer in force with effect from 3 October 1990, on which date the German Democratic Republic acceded to the Federal Republic of Germany.

<sup>17</sup> The application of safeguards in Greece under the NPT bilateral safeguards agreement INFCIRC/166, provisionally in force since 1 March 1972, was suspended on 17 December 1981, on which date the agreement of 5 April 1973 between the non-nuclear-weapon States of EURATOM, EURATOM and the Agency (INFCIRC/193), to which Greece had acceded, entered into force for Greece.

<sup>18</sup> The application of safeguards in Hungary under the bilateral NPT safeguards agreement INFCIRC/174, in force since 30 March 1972, was suspended on 1 July 2007, on which date the agreement of 5 April 1973 between the non-nuclear-weapon States of EURATOM, EURATOM and the Agency (INFCIRC/193), to which Hungary had acceded, entered into force for Hungary.

<sup>19</sup> Pending entry into force, the additional protocol is applied provisionally for Iraq as of 17 February 2010.

<sup>20</sup> The application of safeguards in Latvia under the bilateral NPT safeguards agreement INFCIRC/434, in force since 21 December 1993, was suspended on 1 October 2008, on which date the agreement of 5 April 1973 between the non-nuclear-weapon States of EURATOM, EURATOM and the Agency (INFCIRC/193), to which Latvia had acceded, entered into force for Latvia.

<sup>21</sup> The application of safeguards in Lithuania under the bilateral NPT safeguards agreement INFCIRC/413, in force since 15 October 1992, was suspended on 1 January 2008, on which date the agreement of 5 April 1973 between the non-nuclear-weapon States of EURATOM, EURATOM and the Agency (INFCIRC/193), to which Lithuania had acceded, entered into force for Lithuania.

<sup>22</sup> The application of safeguards in Malta under the bilateral NPT safeguards agreement INFCIRC/387, in force since 13 November 1990, was suspended on 1 July 2007, on which date the agreement of 5 April 1973 between the non-nuclear-weapon States of EURATOM, EURATOM and the Agency (INFCIRC/193), to which Malta had acceded, entered into force for Malta.

<sup>23</sup> The safeguards agreement referred to was concluded pursuant to both the Treaty of Tlatelolco and the NPT. The application of safeguards under an earlier safeguards agreement pursuant to the Treaty of Tlatelolco, which entered into force on 6 September 1968 (INFCIRC/118), was suspended as of 14 September 1973.

<sup>24</sup> Whereas the NPT safeguards agreement and SQP with New Zealand (INFCIRC/185) also apply to Cook Islands and Niue, the additional protocol thereto (INFCIRC/185/Add.1) does not apply to those territories.

<sup>25</sup> The application of safeguards in Poland under the NPT safeguards agreement INFCIRC/179, in force since 11 October 1972, was suspended on 1 March 2007, on which date the agreement of 5 April 1973 between the non-nuclear-weapon States of EURATOM, EURATOM and the Agency (INFCIRC/193) to which Poland had acceded, entered into force for Poland.

<sup>26</sup> The application of safeguards in Portugal under the bilateral NPT safeguards agreement INFCIRC/272, in force since 14 June 1979, was suspended on 1 July 1986, on which date the agreement of 5 April 1973 between the non-nuclear-weapon States of EURATOM, EURATOM and the Agency (INFCIRC/193), to which Portugal had acceded, entered into force for Portugal.

<sup>27</sup> The application of safeguards in Romania under the NPT safeguards agreement INFCIRC/180, in force since 27 October 1972, was suspended on 1 May 2010, on which date the agreement of 5 April 1973 between the non-nuclear-weapon States of EURATOM, EURATOM and the Agency (INFCIRC/193) to which Romania had acceded, entered into force for Romania.

<sup>28</sup> The NPT safeguards agreement concluded with the Socialist Federal Republic of Yugoslavia (INFCIRC/204), which entered into force on 28 December 1973, continues to be applied in Serbia (formerly Serbia and Montenegro) to the extent relevant to the territory of Serbia.

<sup>29</sup> The application of safeguards in Slovakia under the bilateral NPT safeguards agreement with the Czechoslovak Socialist Republic (INFCIRC 173), in force since 3 March 1972, was suspended on 1 December 2005, on which date the agreement of 5 April 1973 between the non-nuclear-weapon States of EURATOM, EURATOM and the Agency (INFCIRC/193), to which Slovakia had acceded, entered into force for Slovakia.

<sup>30</sup> The application of safeguards in Slovenia under the NPT safeguards agreement INFCIRC/538, in force since 1 August 1997, was suspended on 1 September 2006, on which date the agreement of 5 April 1973 between the non-nuclear-weapon States of EURATOM, EURATOM and the Agency (INFCIRC/193) to which Slovenia had acceded, entered into force for Slovenia.

<sup>31</sup> The application of safeguards in Sweden under the NPT safeguards agreement INFCIRC/234, in force since 14 April 1975, was suspended on 1 June 1995, on which date the agreement of 5 April 1973 between the non-nuclear-weapon States of EURATOM, EURATOM and the Agency (INFCIRC/193), to which Sweden had acceded, entered into force for Sweden.

<sup>32</sup> The SQP ceased to be operational upon entry into force of the amendments to the SQP.

<sup>33</sup> Date refers to the INFCIRC/66-type safeguards agreement, concluded between the United Kingdom and the Agency, which remains in force.



Table A7. Participation in multilateral treaties for which the Director General is depositary, conclusion of Revised Supplementary Agreements and acceptance of amendments to Articles VI and XIV.A of the Agency's Statute (status as of 31 December 2011)

	STATE	P&I	VC	CPPNM	CPPNMAM	ENC	AC	JP	NS	RADW	PAVC	SUPP	RSA	VI	XIV.A
*	Afghanistan			P		Sr	Sr						P	X	
*	Albania	P		P		P	P		P	P			P	X	X
*	Algeria			Pr	CS	Pr	Pr		S				P	X	X
	Andorra			Pr											
*	Angola					P							P		
	Antigua Barbuda			P	CS										
*	Argentina	P	P	Pr	CS	Pr	Pr	S	P	P	P	CS	P	X	X
*	Armenia		P	P		P	P		P				P		
*	Australia	P		P	CS	Pr	Pr		P	P		S			
*	Austria			Pr	CS	P	Pr		Pr	P				X	X
*	Azerbaijan			Pr									S		
	Bahamas			Pr											
*	Bahrain			Pr	CS	Pr			P						
*	Bangladesh			P		P	P		P				P		
	Barbados														
*	Belarus	Pr	P	Pr		Pr	Pr		P	P	P		P	X	X
*	Belgium	Pr		Pr		P	P	S	P	P					
*	Belize												P		
*	Benin	P											P		
	Bhutan														
*	Bolivia	P	P	P		Pr	Pr						P		
*	Bosnia and Herzegovina	Pr	P	P	CS	P	P		P				P		
*	Botswana			P		P	P						P		
*	Brazil	P	P	P		P	P		P	P			P	X	X
	Brunei														
*	Bulgaria	Pr	P	P	CS	P	P	P	P	P			P	X	X
*	Burkina Faso			P									P		
*	Burundi														
*	Cambodia			P									P		
*	Cameroon	P	P	P		P	P	P					P		
*	Canada	Pr		P		Pr	Pr		P	P				X	X

Table A7. Participation in multilateral treaties for which the Director General is depositary, conclusion of Revised Supplementary Agreements and acceptance of amendments to Articles VI and XIV.A of the Agency's Statute (status as of 31 December 2011) (cont.)

	STATE	P&I	VC	CPPNM	CPPNMAM	ENC	AC	JP	NS	RADW	PAVC	SUPP	RSA	VI	XIV.A
	Cape Verde			P											
*	Cent. Afr. Rep.			P											
*	Chad												P		
*	Chile	Pr	Pr	P	CS	P	P	P	P	P			P		
*	China	Pr		Pr	CS	Pr	Pr		P	Pr			P		
*	Colombia	P	S	P		P	Pr						P		
	Comoros			P											
*	Congo														
*	Costa Rica			P		P	P						P		
*	Côte d'Ivoire					S	S						P		
*	Croatia	P	P	P	CS	P	P	P	P	P			P	X	X
*	Cuba	Pr	P	Pr		Pr	Pr		S				P		
*	Cyprus	P		Pr		P	P		P	P			P		
*	Czech Republic	P	P	P	CS	P	P	P	P	P	S	S	P	X	X
	Dprk					Sr	Sr								
*	D. Rep. Congo	P		P		S	S						P		
*	Denmark	Pr		P	CSr	P	Pr	P	Pr	Pr				X	X
	Djibouti			P											
	Dominica			P											
*	Dominican Rep.			P		P							P		
*	Ecuador	P		P									P		
*	Egypt	P	P			Pr	Pr	P	S				P		
*	El Salvador			Pr		Pr	Pr						P	X	
	Eq. Guinea			P											
*	Eritrea														
*	Estonia	P	P	P	CS	P	P	P	P	P			P	X	X
*	Ethiopia												P	X	
	Fiji			P	CS										
*	Finland	P		Pr	CS	P	Pr	P	P	P				X	X
*	France			Pr		Pr	Pr	S	P	P				X	X
*	Gabon			P	CS	P	P			P			P		

Table A7. Participation in multilateral treaties for which the Director General is depositary, conclusion of Revised Supplementary Agreements and acceptance of amendments to Articles VI and XIV.A of the Agency's Statute (status as of 31 December 2011) (cont.)

	STATE	P&I	VC	CPPNM	CPPNMAM	ENC	AC	JP	NS	RADW	PAVC	SUPP	RSA	VI	XIV.A
	<b>Gambia</b>														
*	Georgia			P		P				P			P		
*	Germany	Pr		Pr	CS	Pr	Pr	P	P	P				X	X
*	Ghana	P		P					P	P			P		
*	Greece	P		Pr	CS	Pr	Pr	P	P	P			P	X	X
	Grenada			P											
*	Guatemala			Pr		P	P						P		
	Guinea			P											
	Guinea-Bissau			P											
	Guyana			P											
*	Haiti			S									P		
*	Holy See	P				S	S							X	X
*	Honduras			P									P		
*	Hungary	Pr	P	P	CS	P	P	P	P	P	S		P	X	X
*	Iceland	P		P		P	P		P	P			P	X	X
*	India	P		Pr	CS	Pr	Pr		P			S			
*	Indonesia	Pr		Pr	CS	Pr	Pr		P	P	S	S	P		
*	Iran, Isl. Rep.	P				Pr	Pr						P		X
*	Iraq	P				Pr	Pr						P		
*	Ireland	P		Pr		P	Pr		P	P			P	X	X
*	Israel		Sr	Pr		Pr	Pr		S				P		
*	Italy	Pr		Pr		Pr	Pr	P	P	P	S	S		X	X
*	Jamaica	P		P									P		
*	Japan	P		P		P	Pr		P	Pr				X	X
*	Jordan	Pr		Pr	CS	P	P		P				P		
*	Kazakhstan	P	P	P	CS	P	P		P	P	P		P		
*	Kenya			P	CS								P		X
	Kiribati														
*	Korea, Rep.	Pr		Pr		P	Pr		P	P			P	X	X
*	Kuwait	P		Pr		P	P		P				P		
*	Kyrgyzstan									P			P		

Table A7. Participation in multilateral treaties for which the Director General is depositary, conclusion of Revised Supplementary Agreements and acceptance of amendments to Articles VI and XIV.A of the Agency's Statute (status as of 31 December 2011) (cont.)

	STATE	P&I	VC	CPPNM	CPPNMAM	ENC	AC	JP	NS	RADW	PAVC	SUPP	RSA	VI	XIV.A
*	Lao P. Dem. Rep.			Pr											
*	Latvia	P	P	P	CS	P	P	P	P	P	P		P	X	X
*	Lebanon		P	P		P	P		P	S	S	S	P		
*	Lesotho			P									P		
*	Liberia														
*	Libya			P	CS	P	P		P				P	X	
*	Liechtenstein			P	CS	P	P							X	X
*	Lithuania	P	P	P	CS	P	P	P	P	P	S	S	P	X	X
*	Luxembourg	Pr		Pr		P	P		P	P				X	X
*	Madagascar			P									P		
*	Malawi														
*	Malaysia					Pr	Pr						P		
	Maldives														
*	Mali			P	CS	P	P		P				P		
*	Malta			P					P				P	X	X
*	Marshall Is.			P											
*	Mauritania			P	CS	P	P			P			P		
*	Mauritius	P				Pr	Pr						P		
*	Mexico	Pr	P	P		P	P		P				P	X	
	Micronesia														
*	Monaco			P		Pr	Pr		S					X	X
*	Mongolia	P		P		P	P						P		
*	Montenegro	P	P	P		P	P			P	P		P		
*	Morocco	Pr	S	P		P	P	S	S	P	P	CS	P	X	
*	Mozambique	P		Pr		P	P						P		
*	Myanmar					Pr							P	X	X
*	Namibia			P									P		
	Nauru			P	CS										
*	Nepal														
*	Netherlands	P		Pr	CS	Pr	Pr	P	P	P				X	X
*	New Zealand	P		P		P	Pr								

Table A7. Participation in multilateral treaties for which the Director General is depositary, conclusion of Revised Supplementary Agreements and acceptance of amendments to Articles VI and XIV.A of the Agency's Statute (status as of 31 December 2011) (cont.)

STATE	P&I	VC	CPPNM	CPPNMAM	ENC	AC	JP	NS	RADW	PAVC	SUPP	RSA	VI	XIV.A
* Nicaragua	P		P		Pr	Pr		S				P		
* Niger	P	P	P	CS	S	S						P		
* Nigeria	P	P	P	CS	P	P		P	P			P		
Niue			P											
* Norway	P		Pr	CS	P	Pr	P	P	P					
* Oman	Pr		Pr		Pr	Pr						P		
* Pakistan	Pr		Pr		Pr	Pr		P				P	X	X
* Palau			P											
* Panama			P		P	P						P	X	
Papua N. Guinea														
* Paraguay			P		S	S						P		
* Peru		P	Pr		Pr	Pr		P	S	S	S	P	X	X
* Philippines	P	P	P		P	P	S	S	S	S	S	P		
* Poland	P	P	P	CS	P	P	P	P	P	P		P	X	X
* Portugal	Pr		Pr	CS	P	P	S	P	P			P		
* Qatar			Pr		P	P						P		
* Rep. of Moldova	Pr	P	P	CS	P	P		P	Pr			P		
* Romania	Pr	P	Pr	CS	Pr	Pr	P	P	P	P	CS	P	X	X
* Russian Fed.	Pr	P	P	CS	Pr	Pr		P	P					
Rwanda			P											
St Kitts Nevis			P											
Saint Lucia														
St Vincent Grn.		P			P	P	P							
Samoa														
San Marino														
Sao Tome Prn.														
* Saudi Arabia		P	Pr	CS	Pr	Pr		P	P	Pr		P		
* Senegal	P	P	P		P	P		P	P		S	P		
* Serbia	P	P	P		P	P						P		
* Seychelles			P	CS								P		X
* Sierra Leone					S	S						P		

Table A7. Participation in multilateral treaties for which the Director General is depositary, conclusion of Revised Supplementary Agreements and acceptance of amendments to Articles VI and XIV.A of the Agency's Statute (status as of 31 December 2011) (cont.)

	STATE	P&I	VC	CPPNM	CPPNMAM	ENC	AC	JP	NS	RADW	PAVC	SUPP	RSA	VI	XIV.A
*	Singapore	Pr				P	P		P				P		
*	Slovakia	P	P	P		Pr	Pr	P	P	P			P	X	X
*	Slovenia	P		P	CS	P	P	P	P	P			P	X	X
Solomon Islands															
	Somalia														
*	South Africa	Pr		Pr		Pr	Pr		P	P			P	X	X
*	Spain	P	S	Pr	CS	Pr	Pr	S	P	P			P	X	X
*	Sri Lanka					Pr	Pr		P				P		
*	Sudan			P		S	S		S				P		
Suriname															
	Swaziland			P											
*	Sweden	P		Pr		P	Pr	P	P	P				X	X
*	Switzerland	Pr		Pr	CS	P	P	S	P	P				X	X
*	Syrian Arab Rep.	P				S	S		S				P		X
*	Tajikistan	P		P		P	P			P			P		
*	Thailand	Pr				Pr	Pr						P		
*	Tfyr Macedonia		P	P	CS	P	P		P	P			P		
Timor Leste															
	Togo			P											
	Tonga			P											
	Trinidad Tobago		P	P											
*	Tunisia	P		P	CS	P	P		P				P	X	X
*	Turkey	Pr		Pr		Pr	Pr	P	P				P	X	X
Turkmenistan															
	Tuvalu														
*	Uganda			P									P		
*	Ukraine	Pr	P	P	CS	Pr	Pr	P	Pr	P	S	S	P	X	X
*	Utd Arab Emr.			P	CS	Pr	Pr		P	P			P		
*	United Kingdom	P	S	Pr	CS	Pr	Pr	S	P	P				X	X
*	Utd Rep. Tanz.			P		P	P						P		
*	Usa			P		Pr	Pr		P	P		CSr			

Table A7. Participation in multilateral treaties for which the Director General is depositary, conclusion of Revised Supplementary Agreements and acceptance of amendments to Articles VI and XIV.A of the Agency's Statute (status as of 31 December 2011) (cont.)

STATE	P&I	VC	CPPNM	CPPNMAM	ENC	AC	JP	NS	RADW	PAVC	SUPP	RSA	VI	XIV.A
* Uruguay		P	P		P	P	P	P	P			P		
* Uzbekistan			P						P			P		
Vanuatu														
* Venezuela												P		
* Vietnam	P				Pr	Pr		P				P		
* Yemen			P											
* Zambia												P		
* Zimbabwe					S	S						P		
Euratom			Pr		Pr	Pr		Pr	P					
Fao					Pr	Pr								
Who					Pr	Pr								
Wmo					Pr	Pr								

P&I Agreement on the Privileges and Immunities of the IAEA

VC Vienna Convention on Civil Liability for Nuclear Damage

CPPNM Convention on the Physical Protection of Nuclear Material

CPPNM-AM Amendment to the Convention on the Physical Protection of Nuclear Material (not yet in force)

ENC Convention on Early Notification of a Nuclear Accident

AC Convention on Assistance in the Case of a Nuclear Accident or Radiological Emergency

JP Joint Protocol Relating to the Application of the Vienna Convention and the Paris Convention

NS Convention on Nuclear Safety

RADW Joint Convention on the Safety of Spent Fuel Management and on the Safety of Radioactive Waste Management

PAVC Protocol to Amend the Vienna Convention on Civil Liability for Nuclear Damage

SUPP Convention on Supplementary Compensation for Nuclear Damage (not yet in force)

RSA Revised Supplementary Agreement Concerning the Provision of Technical Assistance by the IAEA

VI Acceptance of Amendment to Article VI of the IAEA Statute

XIV.A Acceptance of Amendment to Article XIV.A of the IAEA Statute

\* Agency Member State

P Party

S Signatory

r Existing reservation/declaration

CS Contracting State

X Accepting State



*Table A8. Conventions negotiated and adopted under the auspices of the Agency and/or for which the Director General is the depositary (status and relevant developments)*

*Agreement on the Privileges and Immunities of the IAEA* (reproduced in INFCIRC/9/Rev. 2). In 2011, 1 State became Party to the Agreement. By the end of the year, there were 83 Parties.

*Vienna Convention on Civil Liability for Nuclear Damage* (reproduced in INFCIRC/500). Entered into force on 12 November 1977. In 2011, 2 States became Party to the Convention. By the end of the year, there were 38 Parties.

*Optional Protocol Concerning the Compulsory Settlement of Disputes* (reproduced in INFCIRC/500/Add.3). Entered into force on 13 May 1999. In 2011, the status remained unchanged with 2 Parties.

*Convention on the Physical Protection of Nuclear Material* (reproduced in INFCIRC/274/Rev.1). Entered into force on 8 February 1987. In 2011, the status remained unchanged with 145 Parties.

*Amendment to the Convention on the Physical Protection of Nuclear Material*. Adopted on 8 July 2005. In 2011, 7 States adhered to the Amendment bringing the total to 52 States.

*Convention on Early Notification of a Nuclear Accident* (reproduced in INFCIRC/335). Entered into force on 27 October 1986. In 2011, 4 States became Party to the Convention. By the end of the year, there were 113 Parties.

*Convention on Assistance in the Case of a Nuclear Accident or Radiological Emergency* (reproduced in INFCIRC/336). Entered into force on 26 February 1987. In 2011, 3 States became Party to the Convention. By the end of the year, there were 108 Parties.

*Joint Protocol Relating to the Application of the Vienna Convention and the Paris Convention* (reproduced in INFCIRC/402). Entered into force on 27 April 1992. In 2011, the status remained unchanged with 26 Parties.

*Convention on Nuclear Safety* (reproduced in INFCIRC/449). Entered into force on 24 October 1996. In 2011, 3 States became Party to the Convention. By the end of the year, there were 74 Parties.

*Joint Convention on the Safety of Spent Fuel Management and on the Safety of Radioactive Waste Management* (reproduced in INFCIRC/546). Entered into force on 18 June 2001. In 2011, 6 States became Party to the Convention. By the end of the year, there were 63 Parties.

*Protocol to Amend the Vienna Convention on Civil Liability for Nuclear Damage* (reproduced in INFCIRC/566). Entered into force on 4 October 2003. In 2011, 3 States became Party to the Protocol. By the end of the year, there were 9 Parties.

*Convention on Supplementary Compensation for Nuclear Damage* (reproduced in INFCIRC/567). Opened for signature on 29 September 1997. In 2011, 1 State signed the Convention. By the end of the year, there were 4 Contracting States and 15 Signatories.

*Revised Supplementary Agreement Concerning the Provision of Technical Assistance by the IAEA (RSA)*. In 2011, 3 States concluded a RSA. By the end of the year, there were 117 States party to a RSA Agreement.

*Fourth Agreement to Extend the 1987 Regional Co-operative Agreement for Research, Development and Training Related to Nuclear Science and Technology (RCA)* (reproduced in INFCIRC/167/Add.22). Entered into force on 26 February 2007 with effect from 12 June 2007. In 2011, the status remained unchanged with 15 Parties.

*African Regional Co-operative Agreement for Research, Development and Training Related to Nuclear Science and Technology (AFRA) (Fourth Extension)* (reproduced in INFCIRC/377). Entered into force on 4 April 2010. In 2011, 10 States became Party to the Agreement. By the end of the year, there were 31 Parties.

*Co-operation Agreement for the Promotion of Nuclear Science and Technology in Latin America and the Caribbean (ARCAL)* (reproduced in INFCIRC/582). Entered into force on 5 September 2005. In 2011, 1 State became Party to the Agreement. By the end of the year, there were 21 Parties.

*Co-operative Agreement for Arab States in Asia for Research, Development and Training Related to Nuclear Science and Technology (ARASIA) (First Extension)* (reproduced in INFCIRC/613/Add.2). Entered into force on 29 July 2008. In 2011, the status remained unchanged with 9 Parties.

*Agreement on the Establishment of the ITER International Fusion Energy Organization for the Joint Implementation of the ITER Project* (reproduced in INFCIRC/702). Entered into force on 24 October 2007. In 2011, the status remained unchanged with 7 Parties.

*Agreement on the Privileges and Immunities of the ITER International Fusion Energy Organization for the Joint Implementation of the ITER Project* (reproduced in INFCIRC/703). Entered into force on 24 October 2007. In 2011, the status remained unchanged with 6 Parties.

Table A9. Nuclear power reactors in operation and under construction in the world (as of 31 December 2011)<sup>a</sup>

Country	Reactors in operation		Reactors under construction		Nuclear electricity supplied in 2011		Total operating experience through 2011	
	No. of units	Total MW(e)	No. of units	Total MW(e)	Terawatt-hours (TW-h)	% of total	Years	Months
Argentina	2	935	1	692	5.9	5.0	66	7
Armenia	1	375			2.4	33.2	37	8
Belgium	7	5 927			45.9	54.0	247	7
Brazil	2	1 884	1	1 245	14.8	3.2	41	3
Bulgaria	2	1 906	2	1 906	15.3	32.6	151	3
Canada	18	12 604			88.3	15.3	618	2
China	16	11 816	26	26 620	82.6	1.9	125	6
Czech Republic	6	3 766			26.7	33.0	122	10
Finland	4	2 736	1	1 600	22.3	31.6	131	4
France	58	63 130	1	1 600	423.5	77.7	1816	4
Germany	9	12 068			102.3	17.8	782	9
Hungary	4	1 889			14.7	43.3	106	2
India	20	4 391	7	4 824	29.0	3.7	357	3
Iran, Islamic Republic of	1	915			0.1		0	4
Japan	50	44 215	2	2 650	156.2	18.1	1546	4
Korea, Republic of	21	18 751	5	5 560	147.8	34.6	381	1
Mexico	2	1 300			9.3	3.6	39	11
Netherlands	1	482			3.9	3.6	67	0
Pakistan	3	725	2	630	3.8	3.8	52	8
Romania	2	1 300			10.8	19.0	19	11
Russian Federation	33	23 643	10	8 188	162.0	17.6	1058	4
Slovakia	4	1 816	2	782	14.3	54.0	140	7
Slovenia	1	688			5.9	41.7	30	3
South Africa	2	1 830			12.9	5.2	54	3
Spain	8	7 567			55.1	19.5	285	6
Sweden	10	9 326			58.1	39.6	392	6
Switzerland	5	3 263			25.7	40.9	184	11
Ukraine	15	13 107	2	1 900	84.9	47.2	398	6
United Kingdom	18	9 953			62.7	17.8	1495	2
United States of America	104	101 465	1	1 165	790.4	19.3	3707	11
<b>Total<sup>b, c</sup></b>	<b>435</b>	<b>368 791</b>	<b>65</b>	<b>61 962</b>	<b>2 518.0</b>	<b>12.5%<sup>d</sup></b>	<b>14 792</b>	<b>3</b>

<sup>a</sup> Data are from the Agency's Power Reactor Information System (PRIS) (<http://www.iaea.org/pris>)

<sup>b</sup> Note: The total figures include the following data from Taiwan, China:

6 units, 5018 MW(e) in operation; 2 units, 2600 MW(e) under construction;

40.37 TW-h of nuclear electricity generation, representing 19.02% of the total electricity generated.

<sup>c</sup> The total operating experience also includes shutdown plants in Italy (81 years), Kazakhstan (25 years, 10 months), Lithuania (43 years, 6 months) and Taiwan, China (182 years, 1 month).

<sup>d</sup> Represents the global percentage of nuclear energy supplied in 2011.

Table A10. Emergency Preparedness Review (EPREV) missions in 2011

Type	Country
EPREV	Albania; Estonia; Latvia; Georgia; Pakistan; Russian Federation

Table A11. Integrated Regulatory Review Service (IRRS) missions in 2011

Type	Country
IRRS mission	Republic of Korea; Romania; Slovenia; Switzerland; United Arab Emirates
IRRS Follow-up	Australia; Canada; Germany; Spain

Table A12. Safe Long Term Operation (SALTO) missions in 2011

Type	Location/nuclear power plant	Country
SALTO	Paks	Hungary
SALTO Limited Scope	Koeberg	South Africa
SALTO Follow-up	Dukovany	Czech Republic

Table A13. Operational Safety Review Team (OSART) missions in 2011

Type	Location/nuclear power plant	Country
OSART	Angra 2	Brazil
OSART	Armenia	Armenia
OSART	Dukovany	Czech Republic
OSART	Seabrook	USA
OSART	Smolensk	Russian Federation
OSART	Koeberg	South Africa
OSART	Cattenom	France
OSART Follow-up	Vandellos 2	Spain
OSART Follow-up	Fessenheim	France
OSART Follow-up	South Ukraine	Ukraine
OSART Follow-up	Ling Ao	China
OSART Follow-up	Ringhals	Sweden

Table A14. Integrated Safety Assessment of Research Reactors (INSARR) missions in 2011

Type	Country
Pre-INSARR mission, Pitești Research Reactor	Romania
Pre-INSARR mission, High Flux Reactor	Netherlands
INSARR mission, High Flux Reactor	Netherlands
INSARR mission, Pitești Research Reactor	Romania
INSARR mission, Huarangal Research Reactor	Peru

Table A15. Safety Evaluation During Operation for Fuel Cycle Facilities (SEDO) missions in 2011

Type	Country
SEDO mission to fuel fabrication facility	Romania

Table A16. Integrated Site Safety Review Service missions in 2011

Type	Country
Advisory mission	Armenia; Bangladesh; Indonesia; Jordan; Malaysia; Morocco; Romania; United Arab Emirates; Vietnam

Table A17. International Physical Protection Advisory Service (IPPAS) missions in 2011

Type	Country
IPPAS	France; Sweden; United Kingdom

Table A18. IAEA State System of Accounting for and Control of Nuclear Material Advisory Service (ISSAS) missions in 2011

Type	Country
ISSAS	Kazakhstan; Mexico