




How to register for an IAEA Conference/Symposia and submit a Scientific Paper

NUCLEUS 	INDICO 	INTOUCH+ 
<p>1. Create a mandatory <u>NUCLEUS account</u>, or use your existing NUCLEUS credentials, to enable conference registration and paper submission</p> <p>Note: If you have forgotten your NUCLEUS username/password, click <u>here</u> to reset it</p>	<p>Note: Skip steps 2-4 if you are not submitting a paper</p> <p>2. If you are submitting a scientific paper, navigate to <u>INDICO</u> (the IAEA's submission system) and log in using your NUCLEUS username and password</p> <p>3. Upload your scientific paper as indicated</p> <p>4. Upon submission, an INDICO ID-number will be generated. This number is mandatory to confirm paper submission when registering for the conference/symposia in InTouch+ (see steps 5-7)</p>	<p>5. Log in to <u>InTouch+</u> using your NUCLEUS username and password</p> <p>6. Register for the relevant conference/symposia and upload your scientific paper by following <u>these steps</u>. The INDICO ID-number generated in steps 2-4 is required if submitting a paper</p> <p>Note: To submit a paper (form B) or request financial support (form C), tick the relevant check boxes under "Attendee Questions" as shown <u>here</u> (navigate to "Apply for an event" section)</p> <p>7. Submit your registration (applications left in draft will not be considered). Once submitted, your application and the auto-generated forms will automatically be routed to the required authority for their action and if approved, subsequently forwarded to the IAEA</p>



[InTouch+ help page](#)



InTouchPlus.Contact-Point@iaea.org