

Information(16:00), July 29, 2022

To All Missions (Embassies, Consular posts and International Organizations in Japan)

Report on the discharge record and the seawater monitoring results at Fukushima Daiichi Nuclear Power Station during June

The Ministry of Foreign Affairs wishes to provide all international Missions in Japan with a report on the discharge record and seawater monitoring results with regard to groundwater pumped from the sub-drain and groundwater drain systems, as well as, bypassing groundwater pumped during the month of June at Fukushima Daiichi Nuclear Power Station (NPS).

1. Summary of decommissioning and contaminated water management

In June, the summary of monthly progress on decommissioning and contaminated water management of Fukushima Daiichi NPS was issued shown in Appendix 1. For more information, please see the following URL:

<https://www.meti.go.jp/english/earthquake/nuclear/decommissioning/pdf/mp202206.pdf>

2. Sub-drain and Groundwater Drain Systems

In June purified groundwater pumped from the sub-drain and groundwater drain systems was discharged on the dates shown in Appendix 2. Prior to every discharge, an analysis on the quality of the purified groundwater to be discharged was conducted by Tokyo Electric Power Company (TEPCO) and the results were announced.

All the test results during the month of June have confirmed that the radiation levels of sampled water were substantially below the operational targets set by TEPCO (these operational targets are well below the density limit specified by the Reactor Regulation). The results of these analyses were also confirmed by third-party organization (Tohoku Ryokka Kankyohozen Co.).

In addition, TEPCO and Japan Atomic Energy Agency (JAEA), at the request of the Government of Japan, regularly conduct more detailed analyses on the purified groundwater. The results of JAEA's latest analyses confirmed that TEPCO's analyses were accurate and verified that the radiation levels of sampled groundwater was substantially below the operational target (see Appendix 3).

Moreover, TEPCO publishes the results of analyses conducted on seawater

sampled during the discharge operation at the nearest seawater sampling post from the discharge point (see Appendix 4). The results show that the radiation levels of seawater remain lower than the density limit specified by the Reactor Regulation and significant change in the radioactivity has not been observed.

3. Groundwater Bypassing

In June, the pumped bypassing groundwater was discharged on the dates shown in Appendix 5. Prior to every discharge, an analysis on the quality of the groundwater to be discharged was conducted by TEPCO and the results were announced.

All the test results during the month of June have confirmed that the radiation levels of sampled water were substantially below the operational targets set by TEPCO (these operational targets are well below the density limit specified by the Reactor Regulation). The results of these analyses were also confirmed by Japan Chemical Analysis Center.

In addition, TEPCO and JAEA, at the request of the Government of Japan, regularly conduct more detailed analyses on the groundwater. The results of JAEA's latest analyses confirmed that TEPCO's analyses were accurate and verified that the radiation levels of the sampled groundwater were substantially below the operational target (see Appendix 6).

Moreover, TEPCO publishes analysis results on seawater sampled during the discharge operation at the nearest seawater sampling post from the discharge point (see Appendix 7). The result shows that the radiation levels in seawater remain lower than the density limit specified by the Reactor Regulation and significant change in the radioactivity has not been observed. The analysis had been conducted once a month until March 2017. Since April 2017, it is conducted four times a year because there has been no significant fluctuation in the concentration of radioactive materials in the sea water, and no influence on the surrounding environment has been confirmed.

The sampling process for analyses conducted this month is the same as the one conducted in the information disseminated last month. Results of the analyses are shown in the attached appendices:

(For further information, please contact TEPCO at (Tel: 03-6373-1111) or refer to the TEPCO's website:<http://www.tepco.co.jp/en/nu/fukushima-np/handouts/index-e.html>)
Contact: International Nuclear Energy Cooperation Division,
Ministry of Foreign Affairs, Tel 03-5501-8227

Progress Status and Future Challenges of the Mid-and-Long-Term Roadmap toward Decommissioning of TEPCO Holdings Fukushima Daiichi Nuclear Power Station (Outline)

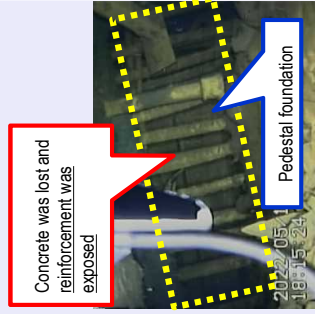
Progress status

- ◆ The temperatures of the Reactor and the Primary Containment Vessel of Units 1-3 have been maintained stable. There was no significant change in the concentration of radioactive materials newly released from Reactor Buildings into the air. It was concluded that the comprehensive cold shutdown condition had been maintained.

Unit 1 Consideration concerning the exposure of pedestal reinforcement

The status of the pedestal peripheral inside the Primary Containment Vessel (PCV) was investigated. The results showed that on the wall of the pedestal opening, a table-shaped deposit was detected and on the wall under the deposit, concrete was lost and reinforcement and others were exposed.

Based on the present information and others, the impact of pedestal damage on the plant was considered. The results showed that the potential of an earthquake to cause significant damage was low. Also considered was the fact that even if the support capability of the pedestal decreased, the risk of significant radiation exposure would not be presented to those in surrounding areas. We will continue the PCV internal investigation and accumulate more knowledge.

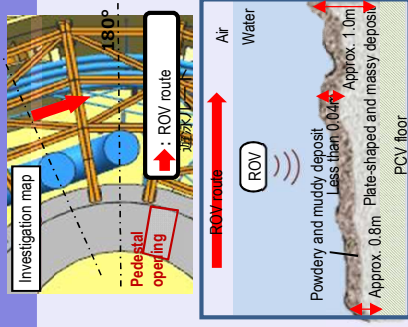


<Status near the pedestal foundation>

Unit 1 As part of the PCV internal investigation, the deposit thickness was measured

During June 7-11, the thickness of deposits was measured using the remotely operated robot, the submersible ROV-C.

In this investigation, to detect where deposits with different characteristics, such as powdery, muddy, plate-shaped or massy were located and how thick they were, measurement was made at 13 points within the pedestal peripheral. At present, evaluation of three points was completed and the process continues.




<State of deposits near the pedestal opening>

Unit 2 Trial fuel debris retrieval equipment is being improved

During the test to verify the performance of the trial retrieval equipment, points for which improvement is expected are being checked.

For the robot arm, to reduce the contact risk detected in the test to verify the capability to penetrate the X-6 penetration, the operational accuracy and other aspects are being improved. For the dual arm manipulator, other improvements made include modifying the tool structure. In response to damage detected in the isolation room, the isolation room was removed and other measures are being examined, including structural modification.

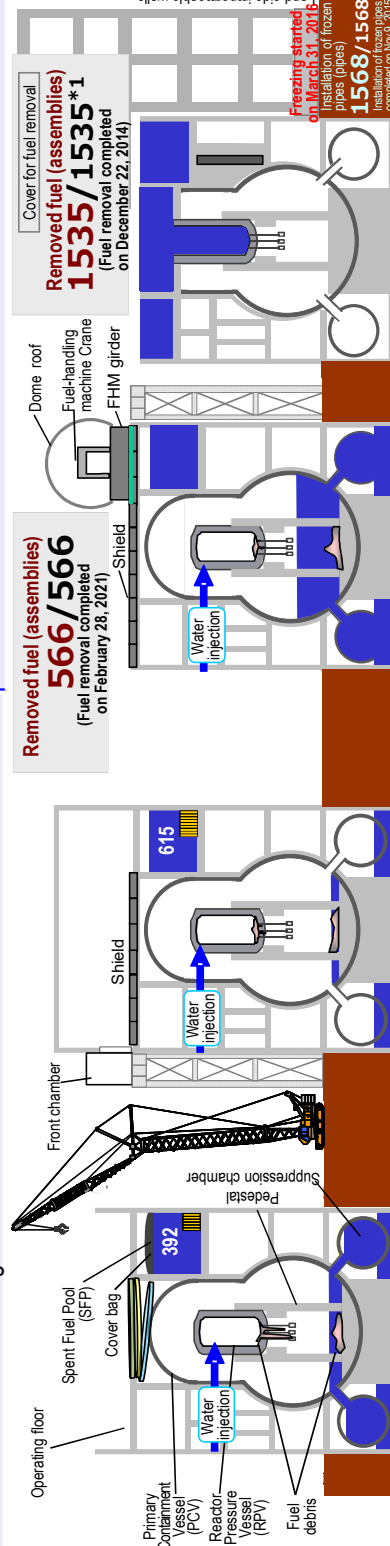


<Test to verify the capability to penetrate the X-6 penetration>

Unit 2 Toward fuel removal from the Unit 2 spent fuel pool, mockup of work to remove interferences is underway

Inside the building, the existing fuel-handling machine having been installed over the spent fuel pool was transferred to the north side of the Reactor Building by June 13. Moreover, a mockup toward removing the fuel-handling machine, which is scheduled from July, started from June 7. The feasibility of the dismantling method, rubble treatment, dust scattering prevention and others is being verified and proficiency training is underway.

Outside the building, toward installing the gantry foundation, work to excavate the area for the installation in the yard on the south side of the building was completed on June 9. To complete in around November, work for the installation proceeds.



Reactor Building (RB) Unit 1

Status of work to remove a portion of pipes for Units 1 and 2 standby gas treatment system

On June 10, cutting of the second of 16 sections of the SG TS pipes started. When about 90% of the cutting had been completed, biting of the wire saw was detected.

On June 14, during work toward resuming the cutting, a problem occurred with the temporary dust monitor and the winch of the wire saw. Work was suspended without cutting.

After identifying the cause and implementing recurrence prevention measures, cutting will resume.

Unit 3 Toward fuel removal from the Unit 3 spent fuel pool, mockup of work to remove interferences is underway



<Mockup to remove the fuel handling machine room>

Construction completion of the Radioactive Material Analysis and Research Facility Laboratory-1

The Japan Atomic Energy Agency (JAEA) had been constructing the Radioactive Material Analysis and Research Facility Laboratory-1 within the site of the Fukushima Daiichi Nuclear Power Station, as part of research and development into waste treatment and handling. After finishing the comprehensive functional test and others, construction was completed on June 24.

Following the operation test and others, analytical work will commence.



<Radioactive Material Analysis and Research Facility Laboratory-1>

Results of analyses on the quality of the purified groundwater pumped from the sub-drain and groundwater drain systems at Fukushima Daiichi NPS (made available by TEPCO prior to discharge)

(Unit: Bq/L)

Date of sampling *Date of discharge	Detected nuclides	Analytical body	
		TEPCO	Third-party organization
June 26 th , 2022 *Discharged on June 31 st	Cs-134	ND (0.64)	ND (0.60)
	Cs-137	ND (0.47)	ND (0.61)
	Gross β	ND (1.9)	ND (0.37)
	H-3	910	990
June 25 th , 2022 *Discharged on June 30 th	Cs-134	ND (0.50)	ND (0.59)
	Cs-137	ND (0.60)	ND (0.61)
	Gross β	ND (0.63)	ND (0.36)
	H-3	810	850
June 24 th , 2022 *Discharged on June 29 th	Cs-134	ND (0.50)	ND (0.56)
	Cs-137	ND (0.65)	ND (0.63)
	Gross β	ND (1.8)	ND (0.33)
	H-3	870	900
June 24 th , 2022 *Discharged on June 29 th	Cs-134	ND (0.75)	ND (0.55)
	Cs-137	ND (0.65)	ND (0.63)
	Gross β	ND (2.2)	ND (0.39)
	H-3	780	840
June 23 th , 2022 *Discharged on June 28 th	Cs-134	ND (0.63)	ND (0.65)
	Cs-137	ND (0.73)	ND (0.52)
	Gross β	ND (1.9)	ND (0.34)
	H-3	860	920
June 22 nd , 2022 *Discharged on June 27 th	Cs-134	ND (0.59)	ND (0.58)
	Cs-137	ND (0.65)	ND (0.63)
	Gross β	ND (1.9)	0.47
	H-3	800	860
June 22 nd , 2022 *Discharged on June 27 th	Cs-134	ND (0.65)	ND (0.66)
	Cs-137	ND (0.54)	ND (0.79)
	Gross β	ND (1.7)	ND (0.41)
	H-3	570	590
June 21 st , 2022 *Discharged on	Cs-134	ND (0.62)	ND (0.56)
	Cs-137	ND (0.79)	ND (0.61)

June 26 th	Gross β	ND (1.7)	ND (0.36)
	H-3	770	840
June 20 th , 2022 *Discharged on June 25 th	Cs-134	ND (0.57)	ND (0.75)
	Cs-137	ND (0.67)	ND (0.57)
	Gross β	ND (2.1)	ND (0.37)
	H-3	740	800
June 19 th , 2022 *Discharged on June 24 th	Cs-134	ND (0.58)	ND (0.54)
	Cs-137	ND (0.60)	ND (0.61)
	Gross β	ND (2.2)	ND (0.33)
	H-3	670	710
June 18 th , 2022 *Discharged on June 23 th	Cs-134	ND (0.81)	ND (0.69)
	Cs-137	ND (0.54)	ND (0.69)
	Gross β	ND (1.8)	ND (0.34)
	H-3	810	890
June 18 th , 2022 *Discharged on June 23 th	Cs-134	ND (0.76)	ND (0.45)
	Cs-137	ND (0.69)	ND (0.61)
	Gross β	ND (1.7)	ND (0.34)
	H-3	590	630
June 17 th , 2022 *Discharged on June 22 nd	Cs-134	ND (0.63)	ND (0.66)
	Cs-137	ND (0.73)	ND (0.69)
	Gross β	ND (0.62)	ND (0.35)
	H-3	580	610
June 16 th , 2022 *Discharged on June 21 st	Cs-134	ND (0.61)	ND (0.68)
	Cs-137	ND (0.54)	ND (0.66)
	Gross β	ND (2.0)	ND (0.36)
	H-3	780	850
June 16 th , 2022 *Discharged on June 21 st	Cs-134	ND (0.45)	ND (0.43)
	Cs-137	ND (0.73)	ND (0.61)
	Gross β	ND (1.9)	ND (0.37)
	H-3	690	730
June 14 th , 2022 *Discharged on June 19 th	Cs-134	ND (0.57)	ND (0.64)
	Cs-137	ND (0.77)	ND (0.52)
	Gross β	ND (1.7)	ND (0.35)
	H-3	580	620
June 13 th , 2022 *Discharged on June 18 th	Cs-134	ND (0.88)	ND (0.58)
	Cs-137	ND (0.47)	ND (0.58)
	Gross β	ND (1.9)	ND (0.34)
	H-3	580	610
June 12 th , 2022 *Discharged on June 17 th	Cs-134	ND (0.68)	ND (0.69)
	Cs-137	ND (0.80)	ND (0.69)
	Gross β	ND (1.7)	ND (0.38)

	H-3	640	680
June 11 th , 2022 *Discharged on June 16 th	Cs-134	ND (0.72)	ND (0.63)
	Cs-137	ND (0.69)	ND (0.61)
	Gross β	ND (2.0)	ND (0.34)
	H-3	580	620
June 10 th , 2022 *Discharged on June 17 th	Cs-134	ND (0.76)	ND (0.70)
	Cs-137	ND (0.54)	ND (0.67)
	Gross β	ND (2.0)	ND (0.33)
	H-3	740	790
June 10 th , 2022 *Discharged on June 16 th	Cs-134	ND (0.53)	ND (0.67)
	Cs-137	ND (0.60)	ND (0.57)
	Gross β	ND (2.0)	ND (0.37)
	H-3	590	650
June 9 th , 2022 *Discharged on June 14 th	Cs-134	ND (0.63)	ND (0.71)
	Cs-137	ND (0.69)	ND (0.55)
	Gross β	ND (0.65)	ND (0.36)
	H-3	700	750
June 8 th , 2022 *Discharged on June 13 th	Cs-134	ND (0.60)	ND (0.61)
	Cs-137	ND (0.77)	ND (0.72)
	Gross β	ND (1.6)	ND (0.33)
	H-3	820	880
June 7 th , 2022 *Discharged on June 12 th	Cs-134	ND (0.79)	ND (0.60)
	Cs-137	ND (0.73)	ND (0.63)
	Gross β	ND(2.1)	ND(0.35)
	H-3	800	850
June 6 th , 2022 *Discharged on June 11 th	Cs-134	ND (0.65)	ND (0.67)
	Cs-137	ND (0.47)	ND (0.55)
	Gross β	ND (1.9)	ND (0.35)
	H-3	820	870
June 5 th , 2022 *Discharged on June 10 th	Cs-134	ND (0.57)	ND (0.58)
	Cs-137	ND (0.60)	ND (0.55)
	Gross β	ND (1.9)	ND (0.36)
	H-3	830	880
June 3 rd , 2022 *Discharged on June 8 th	Cs-134	ND (0.53)	ND (0.70)
	Cs-137	ND (0.73)	ND (0.68)
	Gross β	ND (1.6)	ND(0.36)
	H-3	790	820
June 2 nd , 2022 *Discharged on June 7 th	Cs-134	ND (0.45)	ND (0.68)
	Cs-137	ND (0.77)	ND (0.50)
	Gross β	ND (1.7)	0.42
	H-3	730	750

June 1 st , 2022 *Discharged on June 6 th	Cs-134	ND (0.72)	ND (0.69)
	Cs-137	ND (0.65)	ND (0.45)
	Gross β	ND (0.68)	ND(0.39)
	H-3	690	730
May 31 th , 2022 *Discharged on June 5 th	Cs-134	ND (0.63)	ND (0.73)
	Cs-137	ND (0.73)	ND (0.67)
	Gross β	ND (1.9)	ND (0.35)
	H-3	720	770
May 30 th , 2022 *Discharged on June 4 th	Cs-134	ND (0.59)	ND (0.47)
	Cs-137	ND (0.73)	ND (0.58)
	Gross β	ND (1,7)	ND (0.37)
	H-3	730	790
May 29 th , 2022 *Discharged on June 3 rd	Cs-134	ND (0.70)	ND (0.55)
	Cs-137	ND (0.65)	ND (0.55)
	Gross β	ND (1.6)	ND (0.32)
	H-3	850	920
May 28 th , 2022 *Discharged on June 2 nd	Cs-134	ND (0.50)	ND (0.60)
	Cs-137	ND (0.69)	ND (0.55)
	Gross β	ND (1.6)	ND (0.35)
	H-3	870	920
May 27 th , 2022 *Discharged on June 1 st	Cs-134	ND (0.66)	ND (0.50)
	Cs-137	ND (0.69)	ND (0.45)
	Gross β	ND (1,8)	ND(0.39)
	H-3	840	890

- * * ND: represents a value below the detection limit; values in () represent the detection limit.
- * In order to ensure the results, third-party organizations have also conducted an analysis and verified the radiation level of the sampled water.
- * Third-party organization : Tohoku Ryokka Kankyohozen Co., Ltd

Result of detailed analyses conducted by TEPCO, JAEA, and Japan Chemical Analysis Center (In order to confirm the validity of analysis, the Government of Japan also requests JAEA; and TEPCO requests Japan Chemical Analysis Center to conduct independent analyses)

(Unit: Bq/L)

Date of sampling	Detected nuclides	Analytical body		
		JAEA	TEPCO	Japan Chemical Analysis Center
May 1 st ,2022	Cs-134	ND (0.0029)	ND (0.0047)	ND (0.0068)
	Cs-137	0.0032	0.0052	ND (0.0045)
	Gross α	ND (0.53)	ND (3.4)	ND (2.2)
	Gross β	ND (0.38)	ND (0.62)	ND (0.58)
	H-3	830	830	860
	Sr-90	ND (0.0013)	ND (0.0012)	ND (0.0054)

* ND: represents a value below the detection limit; values in () represent the detection limit.

(Reference)

(Unit: Bq/L)

Radionuclides	Operational Targets	Density Limit specified by the Reactor Regulation	World Health Organization (WHO) Guidelines for Drinking Water Quality
Cs-134	1	60	10
Cs-137	1	90	10
Gross α	—	—	—
Gross β	3 (1) ※	—	—
H-3	1,500	60,000	10,000
Sr-90	—	30	10

※ The operational target of Gross β is 1 Bq/L in the survey which is conducted once every ten days.

Results of analysis on the seawater sampled near the discharge point (North side of Units 5 and 6 discharge channel)

(Unit: Bq/L)

Date of sampling	Detected nuclides	Sampling point (South discharge channel)
June 18 th , 2022 *Sampled before discharge of purified groundwater.	Cs-134	ND (0.68)
	Cs-137	ND (0.58)
	Gross β	11
	H-3	ND (1.0)

Results of analyses on the water quality of the groundwater pumped up for bypassing at Fukushima Daiichi NPS (made available by TEPCO prior to discharge)

(Unit: Bq/L)

Date of sampling *Date of discharge	Detected nuclides	Analytical body	
		TEPCO	Third-party organization
June 20 th , 2022 *Discharged on June 28 th	Cs-134	ND (0.53)	ND (0.56)
	Cs-137	ND (0.75)	ND (0.45)
	Gross β	ND (0.63)	ND (0.64)
	H-3	65	70
June 13 th , 2022 *Discharged on June 18 th	Cs-134	ND (0.70)	ND (0.48)
	Cs-137	ND (0.92)	ND (0.66)
	Gross β	ND (0.62)	ND (0.70)
	H-3	76	70
June 6 th , 2022 *Discharged on June 11 th	Cs-134	ND (0.65)	ND (0.55)
	Cs-137	ND (0.69)	ND (0.59)
	Gross β	ND (0.62)	ND (0.60)
	H-3	74	72
May 30 th , 2022 *Discharged on June 4 th	Cs-134	ND (0.53)	ND (0.66)
	Cs-137	ND (0.69)	ND (0.36)
	Gross β	ND (0.64)	ND (0.58)
	H-3	84	78

- * * ND: represents a value below the detection limit; values in () represent the detection limit
- * In order to ensure the results, third-party organizations have also conducted an analysis and verified the radiation level of the sampled water.
- * Third-party organization : Japan Chemical Analysis Center

Result of detailed analyses conducted by TEPCO, JAEA, and Japan Chemical Analysis Center (In order to confirm the validity of analysis, the Government of Japan also requests JAEA; and TEPCO requests Japan Chemical Analysis Center to conduct independent analyses)

(Unit: Bq/L)

Date of sampling	Detected nuclides	Analytical body		
		JAEA	TEPCO	Japan Chemical Analysis Center
May 3 rd , 2022	Cs-134	ND (0.0023)	ND (0.0043)	ND (0.0068)
	Cs-137	ND (0.0020)	ND (0.0041)	ND (0.0052)
	Gross α	ND (0.53)	ND (3.4)	ND (2.2)
	Gross β	ND (0.38)	ND (0.61)	ND (0.54)
	H-3	83	84	86
	Sr-90	ND (0.0012)	ND (0.0016)	ND (0.0052)

* ND: represents a value below the detection limit; values in () represent the detection limit.

(Reference)

(Unit: Bq/L)

Radionuclides	Operational Targets	Density Limit specified by the Reactor Regulation	World Health Organization (WHO) Guidelines for Drinking Water Quality
Cs-134	1	60	10
Cs-137	1	90	10
Gross α	—	—	—
Gross β	5 (1) ※	—	—
H-3	1,500	60,000	10,000
Sr-90	—	30	10

※ The operational target of Gross β is 1 Bq/L in the survey which is conducted once every ten days.

Results of analyses on the seawater sampled near the discharge point (Around South Discharge Channel)

(Unit: Bq/L)

Date of sampling ※conducted four times a year	Detected nuclides	Sampling point (South discharge channel)
June 18 th , 2022	Cs-134	ND (0.65)
	Cs-137	ND (0.46)
	Gross β	14
	H-3	ND (0.32)