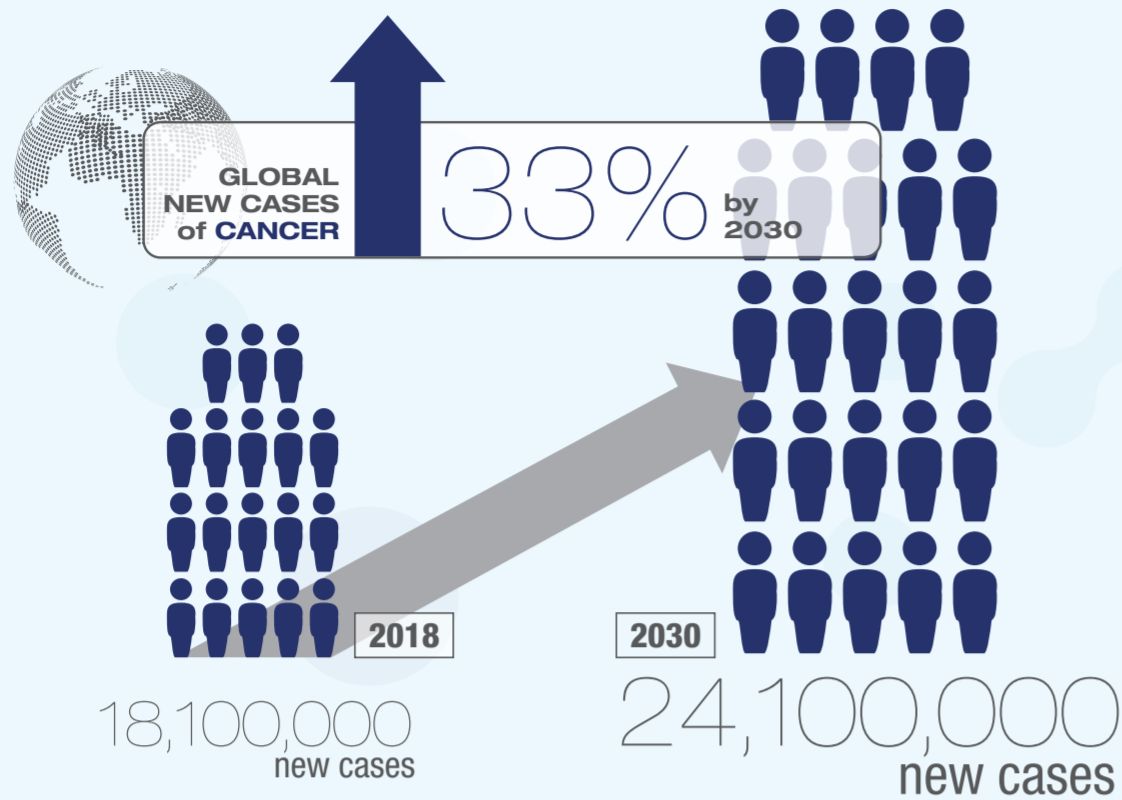


CANCER BY THE NUMBERS



Programme of
Action for
Cancer
Therapy
PACT

1. GLOBAL CANCER BURDEN ¹





CANCER KILLS 340%

MORE PEOPLE THAN THOSE DYING FROM
AIDS, TB & MALARIA COMBINED

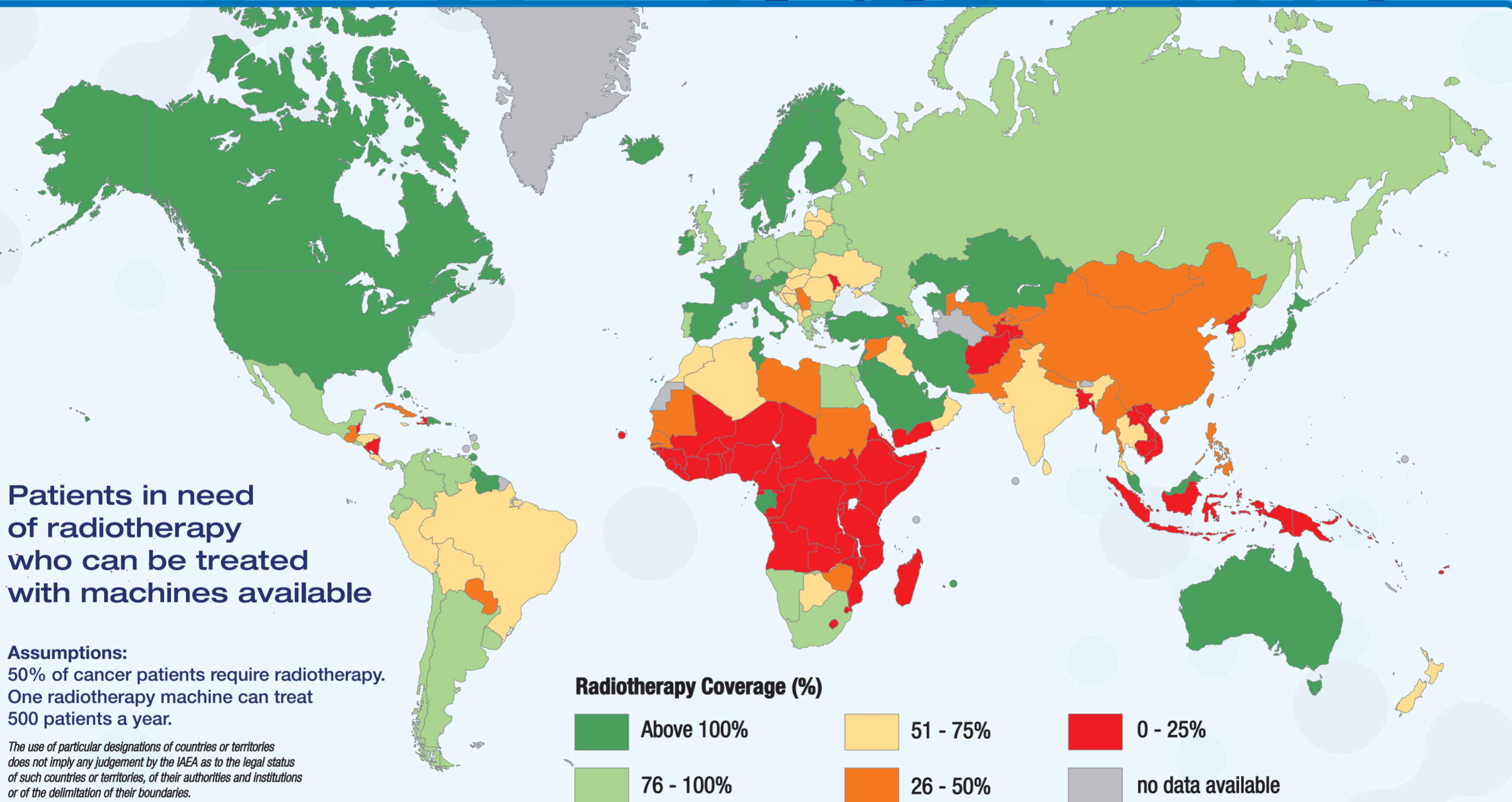
TUBERCULOSIS DEATHS
1.6 million

AIDS-RELATED DEATHS
770,000

MALARIA DEATHS
435,000



2. GLOBAL RADIOTHERAPY COVERAGE ²



3. INEQUITY IN SURVIVAL RATES ³


PROSTATE CANCER



BREAST CANCER



CHILDHOOD LEUKEMIA



5 YEAR SURVIVAL RATE

4. INVESTMENT IMPACT ⁴



* The average economic value of a person's contribution to a country's GDP with the additional years of life following radiotherapy treatment

#CancerCare4All

REFERENCES: 1. GLOBOCAN, IARC, 2018; UNAIDS, 2019 (2018 figure); 2. DIRAC-IAEA, JAN 2019; IARC, 2018; WHO TB, 2018 (2017 figure includes 300,000 among people with HIV); 3. CONCORD-2, The Lancet 2015; SurvCan, IARC, 2011; 4. As calculated using the 'efficiency model' as detailed in Lancet Oncology, 2015.