

# Annex

Table A1.	Regular Budget allocation and utilization of resources in 2015 by Programme and Major Programme (in euros)
Table A2.	Extrabudgetary regular programme fund resource utilization in 2015 by Programme and Major Programme (in euros)
Table A3(a).	Disbursements (actuals) by technical field and region in 2015
Table A3(b).	Graphical representation of the information in Table A3(a)
Table A4.	Amount of nuclear material under Agency safeguards at the end of 2015 by type of agreement
Table A5.	Number of facilities and material balance areas outside facilities under Agency safeguards during 2015
Table A6.	Conclusion of safeguards agreements, additional protocols and small quantities protocols (as of 31 December 2015)
Table A7.	Participation in multilateral treaties for which the Director General is depositary, conclusion of Revised Supplementary Agreements and acceptance of amendments to Articles VI and XIV.A of the Agency's Statute (status as of 31 December 2015)
Table A8.	Conventions negotiated and adopted under the auspices of the Agency and/or for which the Director General is the depositary (status and relevant developments)
Table A9.	Nuclear power reactors in operation and under construction in the world (as of 31 December 2015)
Table A10.	Member State participation in selected Agency activities
Table A11.	Knowledge Management Assist Visit (KMAV) missions in 2015
Table A12.	Emergency Preparedness Review (EPREV) missions in 2015
Table A13.	Integrated Regulatory Review Service (IRRS) missions in 2015
Table A14.	Operational Safety Review Team (OSART) missions in 2015
Table A15.	Integrated Safety Assessment of Research Reactors (INSARR) missions in 2015
Table A16.	Safety expert missions for research reactors based on the INSARR methodology in 2015
Table A17.	Safety Aspects of Long Term Operation (SALTO) missions in 2015
Table A18.	Safety Assessment Review (SAR) service missions in 2015
Table A19.	Education and Training Review Service (ETReS) missions in 2015
Table A20.	Site and External Events Design (SEED) missions in 2015
Table A21.	Occupational Radiation Protection Appraisal Service (ORPAS) missions in 2015
Table A22.	Advisory missions in 2015
Table A23.	International Physical Protection Advisory Service (IPPAS) missions in 2015
Table A24.	Education and Training Appraisal (EduTA) missions in 2015
Table A25.	Coordinated research projects initiated in 2015
Table A26.	Coordinated research projects completed in 2015
Table A27.	Publications issued in 2015
Table A28.	Technical cooperation training courses held in 2015
Table A29.	Relevant Agency web sites
Table A30(a).	Number and types of facilities under Agency safeguards by State as of 31 December 2015
Table 30(b).	Facilities under Agency safeguards or containing safeguarded nuclear material on 31 December 2015

**Note:** Tables A25–A30 are available on the attached CD-ROM.

**Table A1. Regular Budget allocation and utilization of resources in 2015 by Programme and Major Programme (in euros)**

Major Programme (MP)/Programme	Original budget US \$1/€1	Adjusted budget US \$1/€0.9016	Expenditure	Resource utilization	Unobligated balances
	a	b	c	d = c/b	e = b - c
<b>MP1 — Nuclear Power, Fuel Cycle and Nuclear Science</b>					
Overall management, coordination and common activities <sup>a</sup>	2 663 938	2 628 192	2 646 951	100.7%	(18 759)
Nuclear Power	8 024 737	7 901 795	7 915 475	100.2%	(13 680)
Nuclear Fuel Cycle and Materials Technologies	3 533 982	3 490 976	3 725 015	106.7%	(234 039)
Capacity Building and Nuclear Knowledge Maintenance for Sustainable Energy Development	10 436 076	10 301 565	9 933 299	96.4%	368 266
Nuclear Science	10 203 238	10 100 513	10 176 345	100.8%	(75 832)
<b>Total Major Programme 1</b>	<b>34 861 971</b>	<b>34 423 041</b>	<b>34 397 085</b>	<b>99.9%</b>	<b>25 956</b>
<b>MP2 — Nuclear Techniques for Development and Environmental Protection</b>					
Overall management, coordination and common activities <sup>a</sup>	7 217 681	7 162 622	7 038 568	98.3%	124 054
Food and Agriculture	11 417 394	11 294 884	11 425 067	101.2%	(130 183)
Human Health (excluding PACT in 2014–2015)	8 270 472	8 174 222	8 239 654	100.8%	(65 432)
Water Resources	3 471 543	3 432 898	3 449 310	100.5%	(16 412)
Environment	6 262 348	6 185 091	6 161 395	99.6%	23 696
Radioisotope Production and Radiation Technology	2 249 194	2 225 545	2 157 373	96.9%	68 172
<b>Total Major Programme 2</b>	<b>38 888 632</b>	<b>38 475 262</b>	<b>38 471 367</b>	<b>100.0%</b>	<b>3 895</b>
<b>MP3 — Nuclear Safety and Security</b>					
Overall management, coordination and common activities <sup>a</sup>	4 417 163	4 356 009	4 077 779	93.6%	278 230
Incident and Emergency Preparedness and Response	3 817 461	3 767 140	3 815 836	101.3%	(48 696)
Safety of Nuclear Installations	10 040 192	9 868 348	9 822 821	99.5%	45 527
Radiation and Transport Safety (including Radiation Protection Services in 2014–2015)	7 075 966	6 965 499	6 939 011	99.6%	26 488
Management of Radioactive Waste	7 054 576	6 946 699	7 211 011	103.8%	(264 312)
Nuclear Security	5 150 343	5 058 498	5 081 753	100.5%	(23 255)
<b>Total Major Programme 3</b>	<b>37 555 701</b>	<b>36 962 193</b>	<b>36 948 211</b>	<b>100.0%</b>	<b>13 982</b>
<b>MP4 — Nuclear Verification</b>					
Overall management, coordination and common activities <sup>a</sup>	12 962 211	12 810 460	13 534 906	105.7%	(724 446)
Safeguards Implementation	113 520 441	111 907 851	106 410 873	95.1%	5 496 978
Other Verification Activities	537 002	525 993	572 046	108.8%	(46 053)
Development	5 520 438	5 428 340	10 143 423	186.9%	(4 715 083)
<b>Total Major Programme 4</b>	<b>132 540 092</b>	<b>130 672 644</b>	<b>130 661 248</b>	<b>100.0%</b>	<b>11 396</b>
<b>MP5 — Policy, Management and Administration Services</b>					
Policy, Management and Administration Services <sup>a</sup>	77 687 366	76 980 622	76 660 553	99.6%	320 069
<b>Total Major Programme 5</b>	<b>77 687 366</b>	<b>76 980 622</b>	<b>76 660 553</b>	<b>99.6%</b>	<b>320 069</b>
<b>MP6 — Management of Technical Cooperation for Development</b>					
Management of Technical Cooperation for Development <sup>a</sup>	23 797 704	23 445 973	23 311 006	99.4%	134 967
<b>Total Major Programme 6</b>	<b>23 797 704</b>	<b>23 445 973</b>	<b>23 311 006</b>	<b>99.4%</b>	<b>134 967</b>
<b>Total Operational Regular Budget</b>	<b>345 331 466</b>	<b>340 959 735</b>	<b>340 449 470</b>	<b>99.9%</b>	<b>510 265</b>
<b>Major Capital Investment Funding Requirements</b>					
MP1 — Nuclear Power, Fuel Cycle and Nuclear Science	–	–	–	–	–
MP2 — Nuclear Techniques for Development and Environmental Protection	2 699 528	2 699 528	–	0.0%	2 699 528
MP3 — Nuclear Safety and Security	–	–	–	–	–
MP4 — Nuclear Verification	2 284 216	2 284 216	5 336	0.2%	2 278 880
MP5 — Policy, Management and Administration Services	3 322 496	3 322 496	971 081	29.2%	2 351 415
MP6 — Management of Technical Cooperation for Development	–	–	–	–	–
<b>Total Capital Regular Budget</b>	<b>8 306 240</b>	<b>8 306 240</b>	<b>976 417</b>	<b>11.8%</b>	<b>7 329 823</b>
<b>Total Agency Programmes</b>	<b>353 637 706</b>	<b>349 265 975</b>	<b>341 425 887</b>	<b>97.8%</b>	<b>7 840 088</b>
Reimbursable work for others	2 845 593	2 845 593	2 930 617	103.0%	(85 024)
<b>Total Regular Budget</b>	<b>356 483 299</b>	<b>352 111 568</b>	<b>344 356 504</b>	<b>97.8%</b>	<b>7 755 064</b>

Column a: General Conference resolution GC(58)/RES/6 of September 2014 original budget at US \$1/€1.

Column b: Original budget revalued at the United Nations operational average rate of exchange of €0.9016 to US \$1 in 2015.

<sup>a</sup> Includes the Corporate Shared Services presented as a separate programme in Table A1 of *IAEA Annual Report 2014* (GC(59)/7).

**Table A2. Extrabudgetary regular programme fund resource utilization in 2015 by Programme and Major Programme (in euros)**

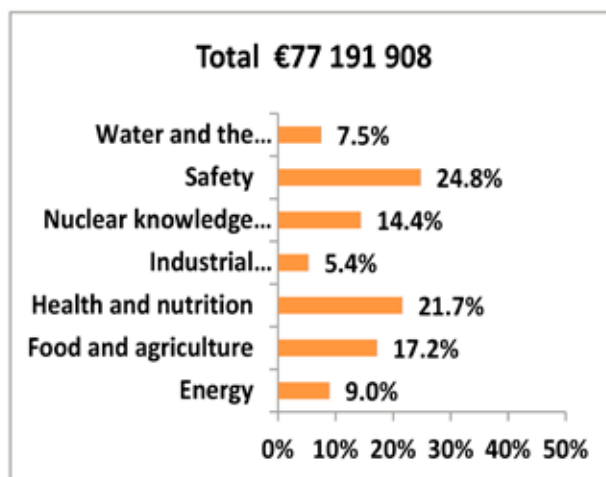
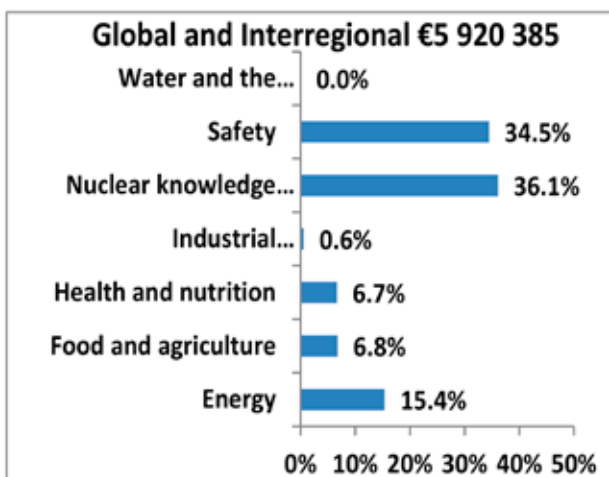
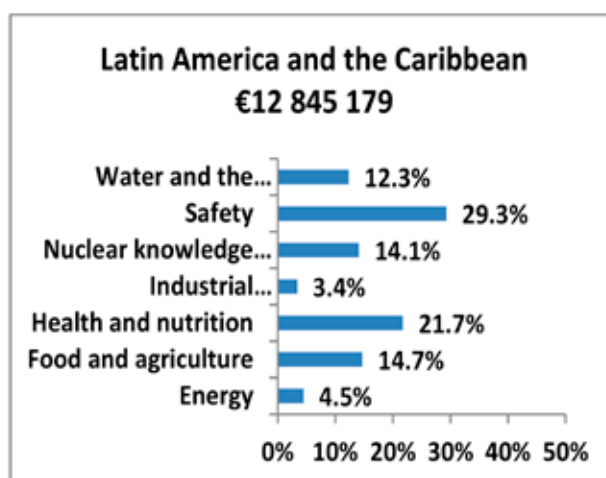
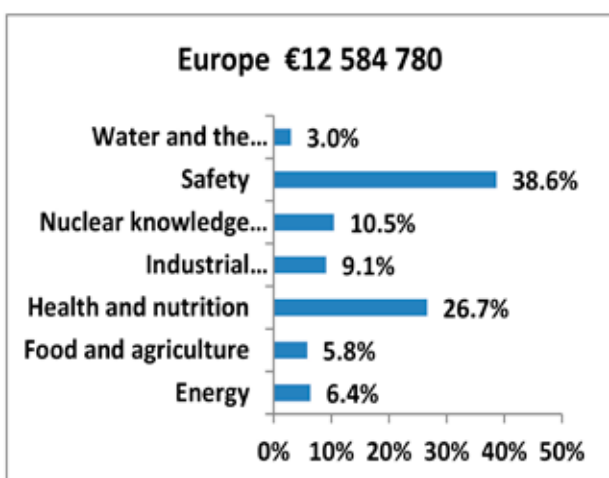
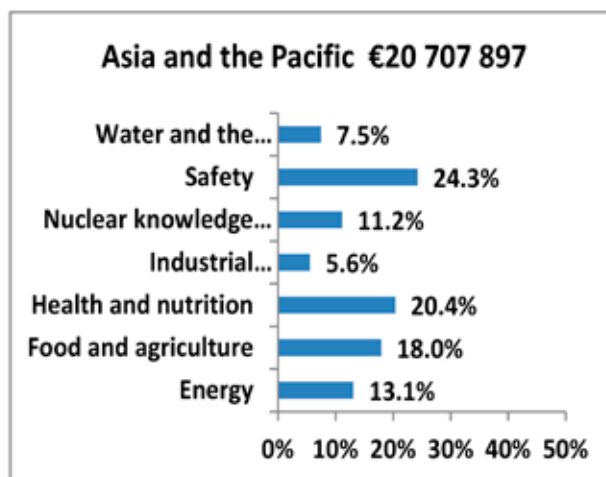
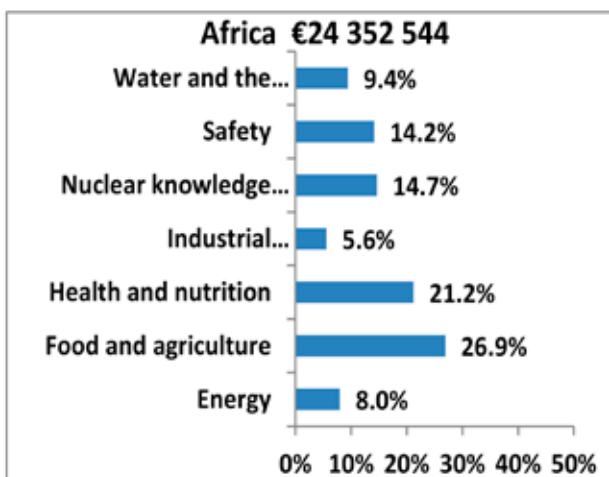
Major Programme (MP)/Programme	2015 expenditure
<b>MP1 — Nuclear Power, Fuel Cycle and Nuclear Science</b>	
Overall management, coordination and common activities	55 359
Nuclear Power	3 139 636
Nuclear Fuel Cycle and Materials Technologies	3 191 392
Capacity Building and Nuclear Knowledge Maintenance for Sustainable Energy Development	587 977
Nuclear Science	4 150 027
<b>Total Major Programme 1</b>	<b>11 124 391</b>
<b>MP2 — Nuclear Techniques for Development and Environmental Protection</b>	
Overall management, coordination and common activities	2 759 943
Food and Agriculture	3 050 847
Human Health	321 963
Water Resources	17 473
Environment	1 299 432
Radioisotope Production and Radiation Technology	40 702
<b>Total Major Programme 2</b>	<b>7 490 360</b>
<b>MP3 — Nuclear Safety and Security</b>	
Overall management, coordination and common activities	5 618 131
Incident and Emergency Preparedness and Response	442 320
Safety of Nuclear Installations	6 060 223
Radiation and Transport Safety (including Radiation Protection Services in 2014–2015)	2 411 498
Management of Radioactive Waste	2 000 390
Nuclear Security	22 125 336
<b>Total Major Programme 3</b>	<b>38 657 898</b>
<b>MP 4 — Nuclear Verification</b>	
Overall management, coordination and common activities	1 646 534
Safeguards Implementation	14 136 584
Other Verification Activities	4 185
Development	11 240 666
<b>Total Major Programme 4</b>	<b>27 027 969</b>
<b>MP 5 — Policy, Management and Administration Services</b>	
Policy, Management and Administration Services	1 482 738
<b>Total Major Programme 5</b>	<b>1 482 738</b>
<b>MP 6 — Management of Technical Cooperation for Development</b>	
Management of Technical Cooperation for Development	56 456
<b>Total Major Programme 6</b>	<b>56 456</b>
<b>Total extrabudgetary programme funds</b>	<b>85 839 812</b>

Table A3(a). Disbursements (actuals) by technical field and region in 2015

Summary of all regions (in euros)							
Technical field	Africa	Asia and the Pacific	Europe	Latin America	Global/interregional	PACT <sup>a</sup>	Total
Energy	1 946 413	2 715 032	801 641	574 921	910 599		<b>6 948 606</b>
Food and Agriculture	6 557 027	3 722 483	729 270	1 887 239	401 163		<b>13 297 181</b>
Health and Nutrition	5 166 563	4 225 201	3 354 500	2 790 965	393 828	781 122	<b>16 712 179</b>
Industrial Applications/ Radiation Technology	1 362 370	1 156 541	1 146 371	433 491	35 365		<b>4 134 138</b>
Nuclear Knowledge Development and Management	3 571 673	2 311 951	1 317 147	1 810 638	2 138 287		<b>11 149 695</b>
Safety	3 447 452	5 028 049	4 863 583	3 764 471	2 041 063		<b>19 144 619</b>
Water and the Environment	2 301 047	1 548 639	372 269	1 583 455	80		<b>5 805 490</b>
<b>Total</b>	<b>24 352 544</b>	<b>20 707 897</b>	<b>12 584 780</b>	<b>12 845 179</b>	<b>5 920 385</b>	<b>781 122</b>	<b>77 191 908</b>

<sup>a</sup> PACT: Programme of Action for Cancer Therapy.

Table A3(b). Graphical representation of the information in Table A3(a)



Note: See Table A3(a) for the full titles of the technical field.



**Table A4. Amount of nuclear material under Agency safeguards at the end of 2015 by type of agreement**

Nuclear material	Comprehensive safeguards agreement <sup>a</sup>	INFCIRC/66-type agreement	Voluntary offer agreement	Quantity in significant quantities (SQs)
Plutonium <sup>b</sup> contained in irradiated fuel and in fuel elements in reactor cores	131 937	2 231	18 924	153 092
Separated plutonium outside reactor cores	1 678	5	10 479	12 162
High enriched uranium (equal to or greater than 20% U-235)	188	1	0	189
Low enriched uranium (less than 20% U-235)	18 750	213	1 463	20 426
Source material <sup>c</sup> (natural and depleted uranium and thorium)	10 249	557	3 417	14 224
U-233	18	0	0	18
<b>Total SQs of nuclear material</b>	<b>162 820</b>	<b>3 007</b>	<b>34 283</b>	<b>200 110</b>

**Amount of heavy water under Agency safeguards at the end of 2015 by type of agreement**

Non-nuclear material <sup>d</sup>	Comprehensive safeguards agreement	INFCIRC/66-type agreement	Voluntary offer agreement	Quantity in tonnes
<b>Heavy water (tonnes)</b>		<b>430.5</b>		<b>431.2<sup>e</sup></b>

<sup>a</sup> Includes nuclear material under Agency safeguards in Taiwan, China; excludes nuclear material in the Democratic People's Republic of Korea.

<sup>b</sup> The quantity includes an estimated amount (10 800 SQs) of plutonium in fuel elements loaded into reactor cores and plutonium in other irradiated fuel, which has not yet been reported to the Agency under agreed reporting procedures.

<sup>c</sup> This table does not include material within the terms of subparagraphs 34(a) and 34(b) of INFCIRC/153 (Corrected).

<sup>d</sup> Non-nuclear material subject to Agency safeguards under INFCIRC/66/Rev.2-type agreements.

<sup>e</sup> Includes 0.7 tonnes of heavy water under Agency safeguards in Taiwan, China.

**Table A5. Number of facilities and material balance areas outside facilities under Agency safeguards during 2015**

Type	Comprehensive safeguards agreement <sup>a</sup>	INFCIRC/66-type agreement	Voluntary offer agreement	Total
Power reactors	241	12	1	254
Research reactors and critical assemblies	150	3	1	154
Conversion plants	18	0	0	18
Fuel fabrication plants	41	2	1	44
Reprocessing plants	9	0	1	10
Enrichment plants	16	0	3	19
Separate storage facilities	125	2	4	131
Other facilities	79	0	0	79
Facility subtotals	679	19	11	709
Material balance areas containing locations outside facilities <sup>b</sup>	576	1	0	577
<b>Total</b>	<b>1255</b>	<b>20</b>	<b>11</b>	<b>1286</b>

<sup>a</sup> Includes facilities under Agency safeguards in Taiwan, China; excludes facilities in the Democratic People's Republic of Korea.

<sup>b</sup> Includes 54 material balance areas in States with amended small quantities protocols.

**Table A6. Conclusion of safeguards agreements, additional protocols and small quantities protocols (as of 31 December 2015)**

State <sup>a</sup>	Small quantities protocols <sup>b</sup>	Safeguards agreements <sup>c</sup>	INFCIRC	Additional protocols
Afghanistan	X	In force: 20 Feb. 1978	257	In force: 19 July 2005
Albania <sup>1</sup>		In force: 25 March 1988	359	In force: 3 Nov. 2010
Algeria		In force: 7 Jan. 1997	531	Approved: 14 Sept. 2004
Andorra	Amended: 24 April 2013	In force: 18 Oct. 2010	808	In force: 19 Dec. 2011
Angola	In force: 28 April 2010	In force: 28 April 2010	800	In force: 28 April 2010
Antigua and Barbuda <sup>2</sup>	Amended: 5 March 2012	In force: 9 Sept. 1996	528	In force: 15 Nov. 2013
Argentina <sup>3</sup>		In force: 4 March 1994	435	
Armenia		In force: 5 May 1994	455	In force: 28 June 2004
Australia		In force: 10 July 1974	217	In force: 12 Dec. 1997
Austria <sup>4</sup>		Accession: 31 July 1996	193	In force: 30 April 2004
Azerbaijan	Rescinded: 15 July 2015	In force: 29 April 1999	580	In force: 29 Nov. 2000
Bahamas <sup>2</sup>	Amended: 25 July 2007	In force: 12 Sept. 1997	544	
Bahrain	In force: 10 May 2009	In force: 10 May 2009	767	In force: 20 July 2011
Bangladesh		In force: 11 June 1982	301	In force: 30 March 2001
Barbados <sup>2</sup>	X	In force: 14 Aug. 1996	527	
Belarus		In force: 2 Aug. 1995	495	Signed: 15 Nov. 2005
Belgium		In force: 21 Feb. 1977	193	In force: 30 April 2004
Belize <sup>5</sup>	X	In force: 21 Jan. 1997	532	
<i>Benin</i>	<i>Amended: 15 April 2008</i>	<i>Signed: 7 June 2005</i>		<i>Signed: 7 June 2005</i>
Bhutan	X	In force: 24 Oct. 1989	371	
Bolivia, Plurinational State of <sup>2</sup>	X	In force: 6 Feb. 1995	465	
Bosnia and Herzegovina		In force: 4 April 2013	851	In force: 3 July 2013
Botswana		In force: 24 Aug. 2006	694	In force: 24 Aug. 2006
Brazil <sup>6</sup>		In force: 4 March 1994	435	
Brunei Darussalam	X	In force: 4 Nov. 1987	365	
Bulgaria <sup>7</sup>		Accession: 1 May 2009	193	Accession: 1 May 2009
Burkina Faso	Amended: 18 Feb. 2008	In force: 17 April 2003	618	In force: 17 April 2003
Burundi	In force: 27 Sept. 2007	In force: 27 Sept. 2007	719	In force: 27 Sept. 2007
<i>Cabo Verde</i>	<i>Amended: 27 March 2006</i>	<i>Signed: 28 June 2005</i>		<i>Signed: 28 June 2005</i>
Cambodia	Amended: 16 July 2014	In force: 17 Dec. 1999	586	In force: 24 April 2015
Cameroon	X	In force: 17 Dec. 2004	641	Signed: 16 Dec. 2004



**Table A6. Conclusion of safeguards agreements, additional protocols and small quantities protocols (as of 31 December 2015) (cont.)**

State <sup>a</sup>	Small quantities protocols <sup>b</sup>	Safeguards agreements <sup>c</sup>	INFCIRC	Additional protocols
Canada		In force: 21 Feb. 1972	164	In force: 8 Sept. 2000
Central African Republic	In force: 7 Sept. 2009	In force: 7 Sept. 2009	777	In force: 7 Sept. 2009
Chad	In force: 13 May 2010	In force: 13 May 2010	802	In force: 13 May 2010
Chile <sup>8</sup>		In force: 5 April 1995	476	In force: 3 Nov. 2003
China		In force: 18 Sept. 1989	369*	In force: 28 March 2002
Colombia <sup>8</sup>		In force: 22 Dec. 1982	306	In force: 5 March 2009
Comoros	In force: 20 Jan. 2009	In force: 20 Jan. 2009	752	In force: 20 Jan. 2009
Congo	In force: 28 Oct. 2011	In force: 28 Oct. 2011	831	In force: 28 Oct. 2011
Costa Rica <sup>2</sup>	Amended: 12 Jan. 2007	In force: 22 Nov. 1979	278	In force: 17 June 2011
Côte d'Ivoire		In force: 8 Sept. 1983	309	Signed: 22 Oct. 2008
Croatia	Amended: 26 May 2008	In force: 19 Jan. 1995	463	In force: 6 July 2000
Cuba <sup>2</sup>		In force: 3 June 2004	633	In force: 3 June 2004
Cyprus <sup>9</sup>		Accession: 1 May 2008	193	Accession: 1 May 2008
Czech Republic <sup>10</sup>		Accession: 1 Oct. 2009	193	Accession: 1 Oct. 2009
Dem. Rep. of the Congo		In force: 9 Nov. 1972	183	In force: 9 April 2003
Denmark <sup>11</sup>		In force: 1 March 1972	176	In force: 22 March 2013
		In force: 21 Feb. 1977	193	In force: 30 April 2004
Djibouti	In force: 26 May 2015	In force: 26 May 2015	884	In force: 26 May 2015
Dominica <sup>5</sup>	X	In force: 3 May 1996	513	
Dominican Republic <sup>2</sup>	Amended: 11 Oct. 2006	In force: 11 Oct. 1973	201	In force: 5 May 2010
Dem. People's Rep. of Korea		In force: 10 April 1992	403	
Ecuador <sup>2</sup>	Amended: 7 April 2006	In force: 10 March 1975	231	In force: 24 Oct. 2001
Egypt		In force: 30 June 1982	302	
El Salvador <sup>2</sup>	Amended: 10 June 2011	In force: 22 April 1975	232	In force: 24 May 2004
Equatorial Guinea	Approved: 13 June 1986	Approved: 13 June 1986		
Eritrea				
Estonia <sup>12</sup>		Accession: 1 Dec. 2005	193	Accession: 1 Dec. 2005
Ethiopia	X	In force: 2 Dec. 1977	261	
Fiji	X	In force: 22 March 1973	192	In force: 14 July 2006
Finland <sup>13</sup>		Accession: 1 Oct. 1995	193	In force: 30 April 2004

**Table A6. Conclusion of safeguards agreements, additional protocols and small quantities protocols (as of 31 December 2015) (cont.)**

State <sup>a</sup>	Small quantities protocols <sup>b</sup>	Safeguards agreements <sup>c</sup>	INFCIRC	Additional protocols
France	X	In force: 12 Sept. 1981 In force: 26 Oct. 2007 <sup>14</sup>	290* 718	In force: 30 April 2004
Gabon	Amended: 30 Oct. 2013	In force: 25 March 2010	792	In force: 25 March 2010
Gambia	Amended: 17 Oct. 2011	In force: 8 Aug. 1978	277	In force: 18 Oct. 2011
Georgia		In force: 3 June 2003	617	In force: 3 June 2003
Germany <sup>15</sup>		In force: 21 Feb. 1977	193	In force: 30 April 2004
Ghana	Rescinded: 24 Feb. 2012	In force: 17 Feb. 1975	226	In force: 11 June 2004
Greece <sup>16</sup>		Accession: 17 Dec. 1981	193	In force: 30 April 2004
Grenada <sup>2</sup>	X	In force: 23 July 1996	525	
Guatemala <sup>2</sup>	Amended: 26 April 2011	In force: 1 Feb. 1982	299	In force: 28 May 2008
Guinea	Signed: 13 Dec. 2011	Signed: 13 Dec. 2011		Signed: 13 Dec. 2011
Guinea-Bissau	Signed: 21 June 2013	Signed: 21 June 2013		Signed: 21 June 2013
Guyana <sup>2</sup>	X	In force: 23 May 1997	543	
Haiti <sup>2</sup>	X	In force: 9 March 2006	681	In force: 9 March 2006
Holy See	Amended: 11 Sept. 2006	In force: 1 Aug. 1972	187	In force: 24 Sept. 1998
Honduras <sup>2</sup>	Amended: 20 Sept. 2007	In force: 18 April 1975	235	Signed: 7 July 2005
Hungary <sup>17</sup>		Accession: 1 July 2007	193	Accession: 1 July 2007
Iceland	Amended: 15 March 2010	In force: 16 Oct. 1974	215	In force: 12 Sept. 2003
<b>India</b>		In force: 30 Sept. 1971	211	
		In force: 17 Nov. 1977	260	
		In force: 27 Sept. 1988	360	
		In force: 11 Oct. 1989	374	
		In force: 1 March 1994	433	
		In force: 11 May 2009	754	In force: 25 July 2014
Indonesia		In force: 14 July 1980	283	In force: 29 Sept. 1999
Iran, Islamic Republic of		In force: 15 May 1974	214	Signed: 18 Dec. 2003
Iraq		In force: 29 Feb. 1972	172	In force: 10 Oct. 2012
Ireland		In force: 21 Feb. 1977	193	In force: 30 April 2004
<b>Israel</b>		In force: 4 April 1975	249/Add.1	
Italy		In force: 21 Feb. 1977	193	In force: 30 April 2004
Jamaica <sup>2</sup>	Rescinded: 15 Dec. 2006	In force: 6 Nov. 1978	265	In force: 19 March 2003

**Table A6. Conclusion of safeguards agreements, additional protocols and small quantities protocols (as of 31 December 2015) (cont.)**

State <sup>a</sup>	Small quantities protocols <sup>b</sup>	Safeguards agreements <sup>c</sup>	INFCIRC	Additional protocols
Japan		In force: 2 Dec. 1977	255	In force: 16 Dec. 1999
Jordan	Rescinded: 24 Apr. 2015	In force: 21 Feb. 1978	258	In force: 28 July 1998
Kazakhstan		In force: 11 Aug. 1995	504	In force: 9 May 2007
Kenya	In force: 18 Sept. 2009	In force: 18 Sept. 2009	778	In force: 18 Sept. 2009
Kiribati	X	In force: 19 Dec. 1990	390	Signed: 9 Nov. 2004
Korea, Republic of		In force: 14 Nov. 1975	236	In force: 19 Feb. 2004
Kuwait	Amended: 26 July 2013	In force: 7 March 2002	607	In force: 2 June 2003
Kyrgyzstan	X	In force: 3 Feb. 2004	629	In force: 10 Nov. 2011
Lao People's Dem. Rep.	X	In force: 5 April 2001	599	Signed: 5 Nov. 2014
Latvia <sup>18</sup>		Accession: 1 Oct. 2008	193	Accession: 1 Oct. 2008
Lebanon	Amended: 5 Sept. 2007	In force: 5 March 1973	191	
Lesotho	Amended: 8 Sept. 2009	In force: 12 June 1973	199	In force: 26 April 2010
<i>Liberia</i>				
Libya		In force: 8 July 1980	282	In force: 11 Aug. 2006
Liechtenstein		In force: 4 Oct. 1979	275	In force: 25 Nov. 2015
Lithuania <sup>19</sup>		Accession: 1 Jan. 2008	193	Accession: 1 Jan. 2008
Luxembourg		In force: 21 Feb. 1977	193	In force: 30 April 2004
Madagascar	Amended: 29 May 2008	In force: 14 June 1973	200	In force: 18 Sept. 2003
Malawi	Amended: 29 Feb. 2008	In force: 3 Aug. 1992	409	In force: 26 July 2007
Malaysia		In force: 29 Feb. 1972	182	Signed: 22 Nov. 2005
Maldives	X	In force: 2 Oct. 1977	253	
Mali	Amended: 18 April 2006	In force: 12 Sept. 2002	615	In force: 12 Sept. 2002
Malta <sup>20</sup>		Accession: 1 July 2007	193	Accession: 1 July 2007
Marshall Islands		In force: 3 May 2005	653	In force: 3 May 2005
Mauritania	Amended: 20 March 2013	In force: 10 Dec. 2009	788	In force: 10 Dec. 2009
Mauritius	Amended: 26 Sept. 2008	In force: 31 Jan. 1973	190	In force: 17 Dec. 2007
Mexico <sup>21</sup>		In force: 14 Sept. 1973	197	In force: 4 March 2011
<i>Micronesia, Federated States of</i>	<i>Signed: 1 June 2015</i>	<i>Signed: 1 June 2015</i>		
Monaco	Amended: 27 Nov. 2008	In force: 13 June 1996	524	In force: 30 Sept. 1999
Mongolia	X	In force: 5 Sept. 1972	188	In force: 12 May 2003
Montenegro	In force: 4 March 2011	In force: 4 March 2011	814	In force: 4 March 2011

**Table A6. Conclusion of safeguards agreements, additional protocols and small quantities protocols (as of 31 December 2015) (cont.)**

State <sup>a</sup>	Small quantities protocols <sup>b</sup>	Safeguards agreements <sup>c</sup>	INFCIRC	Additional protocols
Morocco	Rescinded: 15 Nov. 2007	In force: 18 Feb. 1975	228	In force: 21 April 2011
Mozambique	In force: 1 March 2011	In force: 1 March 2011	813	In force: 1 March 2011
Myanmar	X	In force: 20 April 1995	477	Signed: 17 Sept. 2013
Namibia	X	In force: 15 April 1998	551	In force: 20 Feb. 2012
Nauru	X	In force: 13 April 1984	317	
Nepal	X	In force: 22 June 1972	186	
Netherlands	X	In force: 5 June 1975 <sup>14</sup>	229	
		In force: 21 Feb. 1977	193	In force: 30 April 2004
New Zealand <sup>22</sup>	Amended: 24 Feb. 2014	In force: 29 Feb. 1972	185	In force: 24 Sept. 1998
Nicaragua <sup>2</sup>	Amended: 12 June 2009	In force: 29 Dec. 1976	246	In force: 18 Feb. 2005
Niger		In force: 16 Feb. 2005	664	In force: 2 May 2007
Nigeria	Rescinded: 14 Aug. 2012	In force: 29 Feb. 1988	358	In force: 4 April 2007
Norway		In force: 1 March 1972	177	In force: 16 May 2000
Oman	X	In force: 5 Sept. 2006	691	
<b>Pakistan</b>		In force: 5 March 1962	34	
		In force: 17 June 1968	116	
		In force: 17 Oct. 1969	135	
		In force: 18 March 1976	239	
		In force: 2 March 1977	248	
		In force: 10 Sept. 1991	393	
		In force: 24 Feb. 1993	418	
		In force: 22 Feb. 2007	705	
		In force: 15 April 2011	816	
Palau	Amended: 15 March 2006	In force: 13 May 2005	650	In force: 13 May 2005
<i>Palestine</i>				
Panama <sup>8</sup>	Amended: 4 March 2011	In force: 23 March 1984	316	In force: 11 Dec. 2001
Papua New Guinea	X	In force: 13 Oct. 1983	312	
Paraguay <sup>2</sup>	X	In force: 20 March 1979	279	In force: 15 Sept. 2004
Peru <sup>2</sup>		In force: 1 Aug. 1979	273	In force: 23 July 2001
Philippines		In force: 16 Oct. 1974	216	In force: 26 Feb. 2010
Poland <sup>23</sup>		Accession: 1 March 2007	193	Accession: 1 March 2007

**Table A6. Conclusion of safeguards agreements, additional protocols and small quantities protocols (as of 31 December 2015) (cont.)**

State <sup>a</sup>	Small quantities protocols <sup>b</sup>	Safeguards agreements <sup>c</sup>	INFCIRC	Additional protocols
Portugal <sup>24</sup>		Accession: 1 July 1986	193	In force: 30 April 2004
Qatar	In force: 21 Jan. 2009	In force: 21 Jan. 2009	747	
Republic of Moldova	Amended: 1 Sept. 2011	In force: 17 May 2006	690	In force: 1 June 2012
Romania <sup>25</sup>		Accession: 1 May 2010	193	Accession: 1 May 2010
Russian Federation		In force: 10 June 1985	327*	In force: 16 Oct. 2007
Rwanda	In force: 17 May 2010	In force: 17 May 2010	801	In force: 17 May 2010
Saint Kitts and Nevis <sup>5</sup>	X	In force: 7 May 1996	514	In force: 19 May 2014
Saint Lucia <sup>5</sup>	X	In force: 2 Feb. 1990	379	
St Vincent and the Grenadines <sup>5</sup>	X	In force: 8 Jan. 1992	400	
Samoa	X	In force: 22 Jan. 1979	268	
San Marino	Amended: 13 May 2011	In force: 21 Sept. 1998	575	
<i>São Tomé and Príncipe</i>				
Saudi Arabia	X	In force: 13 Jan. 2009	746	
Senegal	Amended: 6 Jan. 2010	In force: 14 Jan. 1980	276	Signed: 15 Dec. 2006
Serbia <sup>26</sup>		In force: 28 Dec. 1973	204	Signed: 3 July 2009
Seychelles	Amended: 31 Oct. 2006	In force: 19 July 2004	635	In force: 13 Oct. 2004
Sierra Leone	X	In force: 4 Dec. 2009	787	
Singapore	Amended: 31 March 2008	In force: 18 Oct. 1977	259	In force: 31 March 2008
Slovakia <sup>27</sup>		Accession: 1 Dec. 2005	193	Accession: 1 Dec. 2005
Slovenia <sup>28</sup>		Accession: 1 Sept. 2006	193	Accession: 1 Sept. 2006
Solomon Islands	X	In force: 17 June 1993	420	
<i>Somalia</i>				
South Africa		In force: 16 Sept. 1991	394	In force: 13 Sept. 2002
Spain		Accession: 5 April 1989	193	In force: 30 April 2004
Sri Lanka		In force: 6 Aug. 1984	320	
Sudan	X	In force: 7 Jan. 1977	245	
Suriname <sup>2</sup>	X	In force: 2 Feb. 1979	269	
Swaziland	Amended: 23 July 2010	In force: 28 July 1975	227	In force: 8 Sept. 2010
Sweden <sup>29</sup>		Accession: 1 June 1995	193	In force: 30 April 2004
Switzerland		In force: 6 Sept. 1978	264	In force: 1 Feb. 2005
Syrian Arab Republic		In force: 18 May 1992	407	

**Table A6. Conclusion of safeguards agreements, additional protocols and small quantities protocols (as of 31 December 2015) (cont.)**

State <sup>a</sup>	Small quantities protocols <sup>b</sup>	Safeguards agreements <sup>c</sup>	INFCIRC	Additional protocols
Tajikistan	Rescinded: 6 Nov. 2015	In force: 14 Dec. 2004	639	In force: 14 Dec. 2004
Thailand		In force: 16 May 1974	241	Signed: 22 Sept. 2005
The fYR of Macedonia	Amended: 9 July 2009	In force: 16 April 2002	610	In force: 11 May 2007
<i>Timor-Leste</i>	<i>Signed: 6 Oct. 2009</i>	<i>Signed: 6 Oct. 2009</i>		<i>Signed: 6 Oct. 2009</i>
Togo	Amended: 8 Oct. 2015	In force: 18 July 2012	840	In force: 18 July 2012
Tonga	X	In force: 18 Nov. 1993	426	
Trinidad and Tobago <sup>2</sup>	X	In force: 4 Nov. 1992	414	
Tunisia		In force: 13 March 1990	381	Signed: 24 May 2005
Turkey		In force: 1 Sept. 1981	295	In force: 17 July 2001
Turkmenistan		In force: 3 Jan. 2006	673	In force: 3 Jan. 2006
Tuvalu	X	In force: 15 March 1991	391	
Uganda	Amended: 24 June 2009	In force: 14 Feb. 2006	674	In force: 14 Feb. 2006
Ukraine		In force: 22 Jan. 1998	550	In force: 24 Jan. 2006
United Arab Emirates	X	In force: 9 Oct. 2003	622	In force: 20 Dec. 2010
United Kingdom		In force: 14 Dec. 1972 <sup>30</sup>	175	
		In force: 14 Aug. 1978	263*	In force: 30 April 2004
	X	Signed: 6 Jan. 1993 <sup>14</sup>		
United Republic of Tanzania	Amended: 10 June 2009	In force: 7 Feb. 2005	643	In force: 7 Feb. 2005
United States of America		In force: 9 Dec. 1980	288*	In force: 6 Jan. 2009
	X	In force: 6 April 1989 <sup>14</sup>	366	
Uruguay <sup>2</sup>		In force: 17 Sept. 1976	157	In force: 30 April 2004
Uzbekistan		In force: 8 Oct. 1994	508	In force: 21 Dec. 1998
Vanuatu	In force: 21 May 2013	In force: 21 May 2013	852	In force: 21 May 2013
Venezuela, Bolivarian Republic of <sup>2</sup>		In force: 11 March 1982	300	
Viet Nam		In force: 23 Feb. 1990	376	In force: 17 Sept. 2012
Yemen	X	In force: 14 Aug. 2002	614	
Zambia	X	In force: 22 Sept. 1994	456	Signed: 13 May 2009
Zimbabwe	Amended: 31 Aug. 2011	In force: 26 June 1995	483	



## Key

<b>Bold</b>	States not party to the Treaty of the Non-Proliferation of Nuclear Weapons (NPT) whose safeguards agreements are of INFCIRC/66-type.
<i>Italics</i>	States Parties to the NPT that have not yet brought into force comprehensive safeguards agreements (CSAs) pursuant to Article III of the NPT.
*	Voluntary offer safeguards agreement with NPT nuclear-weapon States.
X	'X' in the 'small quantities protocols' column indicates that the State has an operative small quantities protocol (SQP). 'Amended' indicates that the operative SQP is based on the revised SQP standardized text.

*NB:* This table does not aim at listing all safeguards agreements that the Agency has concluded. Not included are agreements under which the application of safeguards has been suspended upon the entry into force of a CSA. Unless otherwise indicated, the safeguards agreements referred to are CSAs concluded pursuant to the NPT.

- <sup>a</sup> An entry in this column does not imply the expression of any opinion whatsoever on the part of the Agency concerning the legal status of any country or territory or of its authorities, or concerning the delimitation of its frontiers.
- <sup>b</sup> Provided that they meet certain eligibility criteria (including that the quantities of nuclear material do not exceed the limits set out in paragraph 37 of INFCIRC/153(Corrected)), countries have the option to conclude an SQP to their CSAs that holds in abeyance the implementation of most of the detailed provisions set out in Part II of the CSAs as long as eligibility criteria continue to apply. This column contains countries whose CSA with an SQP based on the original standard text has been approved by the Board of Governors and for which, as far as the Secretariat is aware, these eligibility criteria continue to apply. For those States that have accepted the revised standard SQP text (approved by the Board of Governors on 20 September 2005) the current status is reflected.
- <sup>c</sup> The Agency also applies safeguards for Taiwan, China, under two agreements, which entered into force on 13 October 1969 (INFCIRC/133) and 6 December 1971 (INFCIRC/158), respectively.

- <sup>1</sup> *Sui generis* comprehensive safeguards agreement. On 28 November 2002, upon approval by the Board of Governors, an exchange of letters entered into force confirming that the safeguards agreement satisfies the requirement of Article III of the NPT.
- <sup>2</sup> Safeguards agreement is pursuant to both the Treaty of Tlatelolco and the NPT.
- <sup>3</sup> Date refers to the safeguards agreement concluded between Argentina, Brazil, ABACC and the Agency. On 18 March 1997, upon approval by the Board of Governors, an exchange of letters entered into force between Argentina and the Agency confirming that the safeguards agreement satisfies the requirements of Article 13 of the Treaty of Tlatelolco and Article III of the NPT to conclude a safeguards agreement with the Agency.
- <sup>4</sup> The application of safeguards for Austria under the NPT bilateral safeguards agreement (INFCIRC/156), in force since 23 July 1972, was suspended on 31 July 1996, on which date the agreement of 5 April 1973 between the non-nuclear-weapon States of Euratom, Euratom and the Agency (INFCIRC/193), to which Austria had acceded, entered into force for Austria.
- <sup>5</sup> Date refers to a safeguards agreement pursuant to Article III of the NPT. Upon approval by the Board of Governors, an exchange of letters entered into force (for Saint Lucia on 12 June 1996 and for Belize, Dominica, Saint Kitts and Nevis and Saint Vincent and the Grenadines on 18 March 1997) confirming that the safeguards agreement satisfies the requirement of Article 13 of the Treaty of Tlatelolco.
- <sup>6</sup> Date refers to the safeguards agreement concluded between Argentina, Brazil, ABACC and the Agency. On 10 June 1997, upon approval by the Board of Governors, an exchange of letters entered into force between Brazil and the Agency confirming that the safeguards agreement satisfies the requirement of Article 13 of the Treaty of Tlatelolco. On 20 September 1999, upon approval by the Board of Governors, an exchange of letters entered into force confirming that the safeguards agreement also satisfies the requirement of Article III of the NPT.
- <sup>7</sup> The application of safeguards for Bulgaria under the NPT bilateral safeguards agreement (INFCIRC/178), in force since 29 February 1972, was suspended on 1 May 2009, on which date the agreement of 5 April 1973 between the non-nuclear-weapon States of Euratom, Euratom and the Agency (INFCIRC/193), to which Bulgaria had acceded, entered into force for Bulgaria.
- <sup>8</sup> Date refers to a safeguards agreement pursuant to Article 13 of the Treaty of Tlatelolco. Upon approval by the Board of Governors, an exchange of letters entered into force (for Chile on 9 September 1996; for Colombia on 13 June 2001; for Panama on 20 November 2003) confirming that the safeguards agreement satisfies the requirement of Article III of the NPT.
- <sup>9</sup> The application of safeguards for Cyprus under the NPT bilateral safeguards agreement (INFCIRC/189), in force since 26 January 1973, was suspended on 1 May 2008, on which date the agreement of 5 April 1973 between the non-nuclear-weapon States of Euratom, Euratom and the Agency (INFCIRC/193), to which Cyprus had acceded, entered into force for Cyprus.
- <sup>10</sup> The application of safeguards for the Czech Republic under the NPT bilateral safeguards agreement (INFCIRC/541), in force since 11 September 1997, was suspended on 1 October 2009, on which date the agreement of 5 April 1973 between the non-nuclear-weapon States of Euratom, Euratom and the Agency (INFCIRC/193), to which the Czech Republic had acceded, entered into force for the Czech Republic.
- <sup>11</sup> The application of safeguards for Denmark under the NPT bilateral safeguards agreement (INFCIRC/176), in force since 1 March 1972, was suspended on 21 February 1977, on which date the agreement of 5 April 1973 between the non-nuclear-weapon States of Euratom, Euratom and the Agency (INFCIRC/193) entered into force for Denmark. Since 21 February 1977, INFCIRC/193 also applies to the Faroe Islands. Upon Greenland's secession from Euratom as of 31 January 1985, INFCIRC/176 re-entered into force for Greenland. The Additional Protocol for Greenland entered into force on 22 March 2013 (INFCIRC/176/Add.1).

- <sup>12</sup> The application of safeguards for Estonia under the NPT bilateral safeguards agreement (INFCIRC/547), in force since 24 November 1997, was suspended on 1 December 2005, on which date the agreement of 5 April 1973 between the non-nuclear-weapon States of Euratom, Euratom and the Agency (INFCIRC/193), to which Estonia had acceded, entered into force for Estonia.
- <sup>13</sup> The application of safeguards for Finland under the NPT bilateral safeguards agreement (INFCIRC/155), in force since 9 February 1972, was suspended on 1 October 1995, on which date the agreement of 5 April 1973 between the non-nuclear-weapon States of Euratom, Euratom and the Agency (INFCIRC/193), to which Finland had acceded, entered into force for Finland.
- <sup>14</sup> The safeguards agreement is pursuant to Additional Protocol I to the Treaty of Tlatelolco.
- <sup>15</sup> The NPT safeguards agreement of 7 March 1972 concluded with the German Democratic Republic (INFCIRC/181) is no longer in force with effect from 3 October 1990, on which date the German Democratic Republic acceded to the Federal Republic of Germany.
- <sup>16</sup> The application of safeguards for Greece under the NPT bilateral safeguards agreement (INFCIRC/166), in force since 1 March 1972, was suspended on 17 December 1981, on which date the agreement of 5 April 1973 between the non-nuclear-weapon States of Euratom, Euratom and the Agency (INFCIRC/193), to which Greece had acceded, entered into force for Greece.
- <sup>17</sup> The application of safeguards for Hungary under the NPT bilateral safeguards agreement (INFCIRC/174), in force since 30 March 1972, was suspended on 1 July 2007, on which date the agreement of 5 April 1973 between the non-nuclear-weapon States of Euratom, Euratom and the Agency (INFCIRC/193), to which Hungary had acceded, entered into force for Hungary.
- <sup>18</sup> The application of safeguards for Latvia under the NPT bilateral safeguards agreement (INFCIRC/434), in force since 21 December 1993, was suspended on 1 October 2008, on which date the agreement of 5 April 1973 between the non-nuclear-weapon States of Euratom, Euratom and the Agency (INFCIRC/193), to which Latvia had acceded, entered into force for Latvia.
- <sup>19</sup> The application of safeguards for Lithuania under the NPT bilateral safeguards agreement (INFCIRC/413), in force since 15 October 1992, was suspended on 1 January 2008, on which date the agreement of 5 April 1973 between the non-nuclear-weapon States of Euratom, Euratom and the Agency (INFCIRC/193), to which Lithuania had acceded, entered into force for Lithuania.
- <sup>20</sup> The application of safeguards for Malta under the NPT bilateral safeguards agreement (INFCIRC/387), in force since 13 November 1990, was suspended on 1 July 2007, on which date the agreement of 5 April 1973 between the non-nuclear-weapon States of Euratom, Euratom and the Agency (INFCIRC/193), to which Malta had acceded, entered into force for Malta.
- <sup>21</sup> The safeguards agreement was concluded pursuant to both the Treaty of Tlatelolco and the NPT. The application of safeguards under an earlier safeguards agreement pursuant to the Treaty of Tlatelolco, which entered into force on 6 September 1968 (INFCIRC/118), was suspended as of 14 September 1973.
- <sup>22</sup> Whereas the NPT safeguards agreement and SQP with New Zealand (INFCIRC/185) also apply to Cook Islands and Niue, the additional protocol thereto (INFCIRC/185/Add.1) does not apply to those territories. Amendments to the SQP entered into force only for New Zealand on 24 February 2014 (INFCIRC/185/Mod.1).
- <sup>23</sup> The application of safeguards for Poland under the NPT bilateral safeguards agreement (INFCIRC/179), in force since 11 October 1972, was suspended on 1 March 2007, on which date the agreement of 5 April 1973 between the non-nuclear-weapon States of Euratom, Euratom and the Agency (INFCIRC/193), to which Poland had acceded, entered into force for Poland.
- <sup>24</sup> The application of safeguards for Portugal under the NPT bilateral safeguards agreement (INFCIRC/272), in force since 14 June 1979, was suspended on 1 July 1986, on which date the agreement of 5 April 1973 between the non-nuclear-weapon States of Euratom, Euratom and the Agency (INFCIRC/193), to which Portugal had acceded, entered into force for Portugal.
- <sup>25</sup> The application of safeguards for Romania under the NPT bilateral safeguards agreement (INFCIRC/180), in force since 27 October 1972, was suspended on 1 May 2010, on which date the agreement of 5 April 1973 between the non-nuclear-weapon States of Euratom, Euratom and the Agency (INFCIRC/193), to which Romania had acceded, entered into force for Romania.
- <sup>26</sup> The NPT safeguards agreement concluded with the Socialist Federal Republic of Yugoslavia (INFCIRC/204), which entered into force on 28 December 1973, continues to be applied for Serbia to the extent relevant to the territory of Serbia.
- <sup>27</sup> The application of safeguards for Slovakia under the NPT bilateral safeguards agreement with the Czechoslovak Socialist Republic (INFCIRC/173), in force since 3 March 1972, was suspended on 1 December 2005, on which date the agreement of 5 April 1973 between the non-nuclear-weapon States of Euratom, Euratom and the Agency (INFCIRC/193), to which Slovakia had acceded, entered into force for Slovakia.
- <sup>28</sup> The application of safeguards for Slovenia under the NPT bilateral safeguards agreement (INFCIRC/538), in force since 1 August 1997, was suspended on 1 September 2006, on which date the agreement of 5 April 1973 between the non-nuclear-weapon States of Euratom, Euratom and the Agency (INFCIRC/193), to which Slovenia had acceded, entered into force for Slovenia.
- <sup>29</sup> The application of safeguards for Sweden under the NPT bilateral safeguards agreement (INFCIRC/234), in force since 14 April 1975, was suspended on 1 June 1995, on which date the agreement of 5 April 1973 between the non-nuclear-weapon States of Euratom, Euratom and the Agency (INFCIRC/193), to which Sweden had acceded, entered into force for Sweden.
- <sup>30</sup> Date refers to the INFCIRC/66-type safeguards agreement, concluded between the United Kingdom and the Agency, which remains in force.

**Table A7. Participation in multilateral treaties for which the Director General is depositary, conclusion of Revised Supplementary Agreements and acceptance of amendments to Articles VI and XIV.A of the Agency's Statute (status as of 31 December 2015)**

State/Organization	P&I	VC	CPPNM	CPPNM-AM	ENC	AC	JP	NS	RADW	PAVC	CSC	RSA	VI	XIVA
* Afghanistan			P		Sr	Sr						P	X	
* Albania	P		P	CS	P	P		P	P			P	X	X
* Algeria			Pr	CS	Pr	Pr		S				P	X	X
Andorra			Pr											
* Angola					P							P		
* Antigua and Barbuda			P	CS										
* Argentina	P	P	Pr	CS	Pr	Pr	S	P	P	P	P	P	X	X
* Armenia		P	P	CS	P	P		P	P			P		
* Australia	P		P	CS	Pr	Pr		P	P		S			X
* Austria			Pr	CS	P	Pr		Pr	P				X	X
* Azerbaijan			Pr									P		
* Bahamas			Pr		S									
* Bahrain			Pr	CS	Pr			P				P		
* Bangladesh			P		P	P		P				P		
* Barbados														
* Belarus	Pr	P	Pr		Pr	Pr		P	P	P		P	X	X
* Belgium	Pr		Pr	CSr	P	P	S	P	P					
* Belize												P		
* Benin	P											P		
Bhutan														
* Bolivia, Plurinational State of	P	P	P		Pr	Pr						P		
* Bosnia and Herzegovina	Pr	P	P	CS	P	P		P	P	P		P	X	X
* Botswana			P	CS	P	P			P			P		
* Brazil	P	P	P		P	P		P	P			P	X	X
* Brunei Darussalam														
* Bulgaria	Pr	P	P	CS	P	P	P	P	P			P	X	X

**Table A7. Participation in multilateral treaties for which the Director General is depositary, conclusion of Revised Supplementary Agreements and acceptance of amendments to Articles VI and XIV.A of the Agency's Statute (status as of 31 December 2015) (cont.)**

State/Organization	P&I	VC	CPPNM	CPPNM-AM	ENC	AC	JP	NS	RADW	PAVC	CSC	RSA	VI	XIV.A
* Burkina Faso			P	CS	P	P						P		
* Burundi												P		
Cabo Verde			P											
* Cambodia			P		P			P				P		
* Cameroon	P	P	P		P	P	P					P		
* Canada	Pr		P	CSr	Pr	Pr		P	P		S		X	X
* Central African Republic			P											
* Chad												P		
* Chile	Pr	Pr	P	CS	P	P	P	P	P			P		
* China	Pr		Pr	CS	Pr	Pr		P	Pr			P		
* Colombia	P	S	P	CS	P	Pr						P	X	X
Comoros			P											
* Congo														
* Costa Rica			P		P	P						P		
* Côte d'Ivoire			P		S	S						P		
* Croatia	P	P	P	CS	P	P	P	P	P			P	X	X
* Cuba	Pr	P	Pr	CS	Pr	Pr		S				P		
* Cyprus	P		Pr	CS	P	P		P	P			P	X	X
* Czech Republic	P	P	P	CS	P	P	P	P	P	S	S	P	X	X
Dem. People's Rep. of Korea					Sr	Sr								
* Dem. Rep. of the Congo	P		P		S	S						P		
* Denmark	Pr		P	CSr	P	Pr	P	Pr	Pr				X	X
* Djibouti			P	CS										
* Dominica			P											
* Dominican Republic			P	CS	P							P		
* Ecuador	P		P									P		

**Table A7. Participation in multilateral treaties for which the Director General is depositary, conclusion of Revised Supplementary Agreements and acceptance of amendments to Articles VI and XIV.A of the Agency's Statute (status as of 31 December 2015) (cont.)**

State/Organization	P&I	VC	CPPNM	CPPNM-AM	ENC	AC	JP	NS	RADW	PAVC	CSC	RSA	VI	XIV.A
* Egypt	P	P			Pr	Pr	P	S				P		
* El Salvador			Pr		Pr	Pr						P	X	
Equatorial Guinea			P											
* Eritrea														
* Estonia	P	P	P	CS	P	P	P	P	P			P	X	X
* Ethiopia												P	X	
* Fiji			P	CS								P		
* Finland	P		Pr	CS	P	Pr	P	P	P				X	X
* France			Pr	CS	Pr	Pr	Pr	P	P				X	X
* Gabon			P	CS	P	P			P			P		
Gambia														
* Georgia			P	CS	P				P			P		
* Germany	Pr		Pr	CS	Pr	Pr	P	P	P				X	X
* Ghana	P		P	CS				P	P			P		
* Greece	P		Pr	CS	Pr	Pr	P	P	P			P	X	X
Grenada			P											
* Guatemala			Pr		P	P						P		
Guinea			P											
Guinea-Bissau			P											
* Guyana			P											
* Haiti			S									P		
* Holy See	P				S	S							X	X
* Honduras			P									P		
* Hungary	Pr	P	P	CS	P	P	P	P	P	S		P	X	X
* Iceland	P		P	CS	P	P		P	P			P	X	X
* India	P		Pr	CS	Pr	Pr		P			S			

**Table A7. Participation in multilateral treaties for which the Director General is depositary, conclusion of Revised Supplementary Agreements and acceptance of amendments to Articles VI and XIV.A of the Agency's Statute (status as of 31 December 2015) (cont.)**

	State/Organization	P&I	VC	CPPNM	CPPNM-AM	ENC	AC	JP	NS	RADW	PAVC	CSC	RSA	VI	XIV.A
*	Indonesia	Pr		Pr	CS	Pr	Pr		P	P	S	S	P		
*	Iran, Islamic Republic of	P				Pr	Pr						P		X
*	Iraq	P		P		Pr	Pr						P		
*	Ireland	P		Pr	CS	P	Pr		P	P			P	X	X
*	Israel		Sr	Pr	CSr	Pr	Pr		S				P	X	
*	Italy	Pr		Pr	CS	Pr	Pr	P	P	P	S	S		X	X
*	Jamaica	P		P	CS								P		
*	Japan	P		P	CS	P	Pr		P	Pr		Pr		X	X
*	Jordan	Pr	P	Pr	CS	P	P		P		Pr		P		
*	Kazakhstan	P	P	P	CS	P	P		P	P	P		P		
*	Kenya			P	CS								P		X
	Kiribati														
*	Korea, Republic of	Pr		Pr	CS	P	Pr		P	P			P	X	X
*	Kuwait	P		Pr		P	P		P				P		
*	Kyrgyzstan			P						P			P		
*	Lao People's Dem. Rep.			Pr		P	P						P		
*	Latvia	P	P	P	CS	P	P	P	P	P	P		P	X	X
*	Lebanon		P	P		P	P		P	S	S	S	P		
*	Lesotho			P	CS	P	P						P		
*	Liberia														
*	Libya			P	CS	P	P		P				P	X	
*	Liechtenstein			P	CS	P	P							X	X
*	Lithuania	P	P	P	CS	P	P	P	P	P	S	S	P	X	X
*	Luxembourg	Pr		Pr	CS	P	P		P	P				X	X
*	Madagascar			P									P		
*	Malawi			P									P		



**Table A7. Participation in multilateral treaties for which the Director General is depositary, conclusion of Revised Supplementary Agreements and acceptance of amendments to Articles VI and XIV.A of the Agency's Statute (status as of 31 December 2015) (cont.)**

State/Organization	P&I	VC	CPPNM	CPPNM-AM	ENC	AC	JP	NS	RADW	PAVC	CSC	RSA	VI	XIVA
* Malaysia					Pr	Pr						P		
Maldives														
* Mali			P	CS	P	P		P				P		
* Malta			P	CS				P	P			P	X	X
* Marshall Islands			P											
* Mauritania			P	CS	P	P			P			P		
* Mauritius	P	P			Pr	Pr			P		S	P		
* Mexico	Pr	P	P	CS	P	P		P				P	X	X
Micronesia														
* Monaco			P		Pr	Pr		S					X	X
* Mongolia	P		P		P	P						P		
* Montenegro	P	P	P		P	P		P	P	P	P	P		
* Morocco	Pr	S	P	CS	P	P	S	S	P	P	P	P	X	
* Mozambique	P		Pr		P	P						P		
* Myanmar					Pr							P	X	X
* Namibia			P									P		
Nauru			P	CS										
* Nepal												P		
* Netherlands	Pr		Pr	CS	Pr	Pr	P	P	P				X	X
* New Zealand	P		P		P	Pr								
* Nicaragua	P		P		Pr	Pr		S				P		
* Niger	P	P	P	CS	S	S				CS		P		
* Nigeria	P	P	P	CS	P	P		P	P			P		
Niue			P											
* Norway	P		Pr	CS	P	Pr	P	P	P				X	X
* Oman	Pr		Pr		Pr	Pr		P	P			P		

**Table A7. Participation in multilateral treaties for which the Director General is depositary, conclusion of Revised Supplementary Agreements and acceptance of amendments to Articles VI and XIV.A of the Agency's Statute (status as of 31 December 2015) (cont.)**

	State/Organization	P&I	VC	CPPNM	CPPNM-AM	ENC	AC	JP	NS	RADW	PAVC	CSC	RSA	VI	XIV.A
*	Pakistan	Pr		Pr		Pr	Pr		P				P	X	X
*	Palau	P		P									P		
*	Panama			P		P	P						P	X	
*	Papua New Guinea														
*	Paraguay			P		P	P		P				P		
*	Peru		P	Pr	CS	Pr	Pr		P	S	S	S	P	X	X
*	Philippines	P	P	P		P	P	S	S	S	S	S	P		
*	Poland	P	P	P	CS	P	P	P	P	P	P		P	X	X
*	Portugal	Pr		Pr	CS	P	P	S	P	P			P	X	X
*	Qatar			Pr	CS	P	P						P		
*	Republic of Moldova	Pr	P	P	CS	P	P		P	Pr			P	X	X
*	Romania	Pr	P	Pr	CS	Pr	Pr	P	P	P	P	P	P	X	X
*	Russian Federation	Pr	P	P	CS	Pr	Pr		P	P					
*	Rwanda			P									P		
	Saint Kitts and Nevis			P											
	Saint Lucia			Pr	CS										
	St Vincent and the Grenadines		P			P	P	P							
	Samoa														
*	San Marino			P	CS										
	São Tomé and Príncipe														
*	Saudi Arabia		P	Pr	CS	Pr	Pr		P	P	Pr		P		
*	Senegal	P	P	P		P	P		P	P		S	P		
*	Serbia	P	P	P		P	P						P		
*	Seychelles			P	CS								P		X
*	Sierra Leone					S	S						P		
*	Singapore	Pr		Pr	CSr	P	P		P				P		

**Table A7. Participation in multilateral treaties for which the Director General is depositary, conclusion of Revised Supplementary Agreements and acceptance of amendments to Articles VI and XIV.A of the Agency's Statute (status as of 31 December 2015) (cont.)**

	State/Organization	P&I	VC	CPPNM	CPPNM-AM	ENC	AC	JP	NS	RADW	PAVC	CSC	RSA	VI	XIV.A
*	Slovakia	P	P	P	CS	Pr	Pr	P	P	P			P	X	X
*	Slovenia	P		P	CS	P	P	P	P	P			P	X	X
	Solomon Islands														
	Somalia														
*	South Africa	Pr		Pr		Pr	Pr		P	P			P	X	X
*	Spain	P	S	Pr	CS	Pr	Pr	S	P	P			P	X	X
*	Sri Lanka					Pr	Pr		P				P		
*	Sudan			P		S	S		S				P		
	Suriname														
*	Swaziland			P											
*	Sweden	P		Pr	CS	P	Pr	P	P	P				X	X
*	Switzerland	Pr		Pr	CS	P	P	S	P	P				X	X
*	Syrian Arab Republic	P				S	S		S				P		X
*	Tajikistan	P		P	CS	P	P			P			P		
*	Thailand	Pr				Pr	Pr						P		
*	The fYR of Macedonia		P	P	CS	P	P		P	P			P		
	Timor Leste														
*	Togo			P											
	Tonga			P											
*	Trinidad and Tobago		P	P											
*	Tunisia	P		P	CS	P	P		P				P	X	X
*	Turkey	Pr		Pr	CSr	Pr	Pr	P	P				P	X	X
	Turkmenistan			P	CS										
	Tuvalu														
*	Uganda			P									P		
*	Ukraine	Pr	P	P	CS	Pr	Pr	P	Pr	P	S	S	P	X	X

**Table A7. Participation in multilateral treaties for which the Director General is depositary, conclusion of Revised Supplementary Agreements and acceptance of amendments to Articles VI and XIV.A of the Agency's Statute (status as of 31 December 2015) (cont.)**

State/Organization	P&I	VC	CPPNM	CPPNM-AM	ENC	AC	JP	NS	RADW	PAVC	CSC	RSA	VI	XIV.A
* United Arab Emirates			P	CS	Pr	Pr	P	P	P	Pr	Pr	P		
* United Kingdom	P	S	Pr	CS	Pr	Pr	S	P	P				X	X
* United Republic of Tanzania			P		P	P						P		
* United States of America			P	CSr	Pr	Pr		P	P		Pr			
* Uruguay		P	P		P	P	P	P	P			P	X	
* Uzbekistan			P	CS					P			P		
* Vanuatu														
* Venezuela, Bolivarian Republic of					Pr							P		
* Viet Nam	P		Pr	CS	Pr	Pr		P	P			P		
* Yemen			P											
* Zambia												P		
* Zimbabwe					S	S						P		
Euratom			Pr	COr	Pr	Pr		Pr	P					
FAO					Pr	Pr								
WHO					Pr	Pr								
WMO					Pr	Pr								

P&I Agreement on the Privileges and Immunities of the IAEA

VC Vienna Convention on Civil Liability for Nuclear Damage

CPPNM Convention on the Physical Protection of Nuclear Material

CPPNM-AM Amendment to the Convention on the Physical Protection of Nuclear Material (not yet in force)

ENC Convention on Early Notification of a Nuclear Accident

AC Convention on Assistance in the Case of a Nuclear Accident or Radiological Emergency

JP Joint Protocol Relating to the Application of the Vienna Convention and the Paris Convention

NS Convention on Nuclear Safety

RADW Joint Convention on the Safety of Spent Fuel Management and on the Safety of Radioactive Waste Management

PAVC Protocol to Amend the Vienna Convention on Civil Liability for Nuclear Damage

CSC	Convention on Supplementary Compensation for Nuclear Damage (not yet in force)
RSA	Revised Supplementary Agreement Concerning the Provision of Technical Assistance by the IAEA
VI	Acceptance of Amendment to Article VI of the IAEA Statute, as informed by the depositary Government
XIV.A	Acceptance of Amendment to Article XIV.A of the IAEA Statute, as informed by the depositary Government
*	Agency Member State
P	Party
S	Signatory
r	Existing reservation/declaration
CS	Contracting State
CO	Contracting Organization
X	Accepting State

**Table A8. Conventions negotiated and adopted under the auspices of the Agency and/or for which the Director General is the depositary (status and relevant developments)**

*Agreement on the Privileges and Immunities of the IAEA* (reproduced in INFCIRC/9/Rev. 2). In 2015, the status of the Agreement remained unchanged with 84 Parties.

*Convention on Early Notification of a Nuclear Accident* (reproduced in INFCIRC/335). Entered into force on 27 October 1986. In 2015, the status of the Convention remained unchanged with 119 Parties.

*Convention on Assistance in the Case of a Nuclear Accident or Radiological Emergency* (reproduced in INFCIRC/336). Entered into force on 26 February 1987. In 2015, the status of the Convention remained unchanged with 112 Parties.

*Convention on Nuclear Safety* (reproduced in INFCIRC/449). Entered into force on 24 October 1996. In 2015, 1 State became a Party to the Convention. By the end of the year, there were 78 Parties.

*Joint Convention on the Safety of Spent Fuel Management and on the Safety of Radioactive Waste Management* (reproduced in INFCIRC/546). Entered into force on 18 June 2001. In 2015, 1 State became a Party to the Convention. By the end of the year, there were 70 Parties.

*Convention on the Physical Protection of Nuclear Material* (reproduced in INFCIRC/274/Rev.1). Entered into force on 8 February 1987. In 2015, 2 States became Parties to the Convention. By the end of the year, there were 153 Parties.

*Amendment to the Convention on the Physical Protection of Nuclear Material*. Adopted on 8 July 2005. In 2015, 7 States and 1 Organization adhered to the Amendment. By the end of the year, there were 90 Contracting States and 1 Contracting Organization.

*Vienna Convention on Civil Liability for Nuclear Damage* (reproduced in INFCIRC/500). Entered into force on 12 November 1977. In 2015, the status of the Convention remained unchanged with 40 Parties.

*Optional Protocol Concerning the Compulsory Settlement of Disputes* (reproduced in INFCIRC/500/Add.3). Entered into force on 13 May 1999. In 2015, the status of the Protocol remained unchanged with 2 Parties.

*Joint Protocol Relating to the Application of the Vienna Convention and the Paris Convention* (reproduced in INFCIRC/402). Entered into force on 27 April 1992. In 2015, the status of the Protocol remained unchanged with 28 Parties.

*Protocol to Amend the Vienna Convention on Civil Liability for Nuclear Damage* (reproduced in INFCIRC/566). Entered into force on 4 October 2003. In 2015, 1 State acceded to the Protocol. By the end of the year, there were 12 Parties and 1 Contracting State.

*Convention on Supplementary Compensation for Nuclear Damage* (reproduced in INFCIRC/567). In 2015, 2 States adhered to the Convention, which entered into force on 17 April 2015. By the end of the year, there were 7 Parties.

*Revised Supplementary Agreement Concerning the Provision of Technical Assistance by the IAEA (RSA)*. In 2015, 1 State concluded an RSA. By the end of the year, there were 125 States party to an RSA Agreement.

*Fifth Agreement to Extend the 1987 Regional Co-operative Agreement for Research, Development and Training Related to Nuclear Science and Technology (RCA)* (reproduced in INFCIRC/167/Add.23). Entered into force on 31 August 2011 with effect from 12 June 2012. In 2015, 1 State became a Party to the Agreement. By the end of the year, there were 17 Parties.

*African Regional Co-operative Agreement for Research, Development and Training Related to Nuclear Science and Technology (AFRA) (Fifth Extension)* (reproduced in INFCIRC/377/Add.20). Entered into force on 4 April 2015. By the end of the year, there were 16 Parties.

*Agreement to Extend the Co-operation Agreement for the Promotion of Nuclear Science and Technology in Latin America and the Caribbean (ARCAL)* (reproduced in INFCIRC/582/Add.4). Entered into force on 5 September 2015. By the end of the year, there were 17 Parties.

*Co-operative Agreement for Arab States in Asia for Research, Development and Training Related to Nuclear Science and Technology (ARASIA) (Second Extension)* (reproduced in INFCIRC/613/Add.3). Entered into force on 29 July 2014. In 2015, the status of the Agreement remained unchanged with 8 Parties.

*Agreement on the Establishment of the ITER International Fusion Energy Organization for the Joint Implementation of the ITER Project* (reproduced in INFCIRC/702). Entered into force on 24 October 2007. In 2015, the status of the Agreement remained unchanged with 7 Parties.

*Agreement on the Privileges and Immunities of the ITER International Fusion Energy Organization for the Joint Implementation of the ITER Project* (reproduced in INFCIRC/703). Entered into force on 24 October 2007. In 2015, the status of the Agreement remained unchanged with 6 Parties.



Table A9. Nuclear power reactors in operation and under construction in the world (as of 31 December 2015)<sup>a</sup>

Country	Reactors in operation		Reactors under construction		Nuclear electricity supplied in 2015		Total operating experience through 2015	
	No. of units	Total MW(e)	No. of units	Total MW(e)	TW-h	% of total	Years	Months
Argentina	3	1 632	1	25	6.5	4.8	76	2
Armenia	1	375			2.6	34.5	41	8
Belarus			2	2 218				
Belgium	7	5 913			24.8	37.5	275	7
Brazil	2	1 884	1	1 245	13.9	2.8	49	3
Bulgaria	2	1 926			14.7	31.3	159	3
Canada	19	13 524			95.6	16.6	693	6
China	31	26 774	24	24 128	161.2	3.0	209	2
Czech Republic	6	3 930			25.3	32.5	146	10
Finland	4	2 752	1	1 600	22.3	33.7	147	4
France	58	63 130	1	1 630	419.0	76.3	2 048	4
Germany	8	10 799			86.8	14.1	816	7
Hungary	4	1 889			15.0	52.7	122	2
India	21	5 308	6	3 907	34.6	3.5	439	6
Iran, Islamic Republic of	1	915			3.2	1.3	4	4
Japan	43	40 290	2	2 650	4.3	0.5	1 739	0
Korea, Republic of	24	21 733	4	5 420	157.2	31.7	474	0
Mexico	2	1 440			11.2	6.8	47	11
Netherlands	1	482			3.9	3.7	71	0
Pakistan	3	690	2	630	4.3	4.4	64	8
Romania	2	1 300			10.7	17.3	27	11
Russian Federation	35	25 443	8	6 582	182.8	18.6	1 191	4
Slovakia	4	1 814	2	880	14.1	55.9	156	7
Slovenia	1	688			5.4	38.0	34	3
South Africa	2	1 860			11.0	4.7	62	3
Spain	7	7 121			54.8	20.3	315	1
Sweden	10	9 648			54.5	34.3	432	6
Switzerland	5	3 333			22.2	33.5	204	11
Ukraine	15	13 107	2	1 900	82.4	56.5	458	6
United Arab Emirates			4	5 380				
United Kingdom	15	8 918			63.9	18.9	1 559	7
United States of America	99	99 185	5	5 633	798.0	19.5	4 111	4
<b>Total<sup>b, c</sup></b>	<b>441</b>	<b>382 855</b>	<b>67</b>	<b>66 428</b>	<b>2 441.3</b>		<b>16 536</b>	<b>7</b>

<sup>a</sup> Data are from the Agency's Power Reactor Information System (PRIS) (<http://www.iaea.org/pris>).

<sup>b</sup> Note: The total figures include the following data from Taiwan, China:  
6 units, 5052 MW(e) in operation; 2 units, 2600 MW(e) under construction;  
35.1 TW-h of nuclear electricity generation, representing 16.3% of the total electricity generated.

<sup>c</sup> The total operating experience also includes shutdown plants in Italy (80 years, 8 months), Kazakhstan (25 years, 10 months), Lithuania (43 years, 6 months) and Taiwan, China (206 years, 1 month).

Table A10. Member State participation in selected Agency activities

Member State	No. of research contracts and agreements	No. of Collaborating Centres	Services provided to Member States					
			ALMERA	Dosimetry audits for radiotherapy <sup>a</sup>	Plant irradiation services	QUANUM <sup>b</sup>	QUAADRIL <sup>b</sup>	QUATRO <sup>b</sup>
Afghanistan								
Albania				3				1
Algeria	10							
Angola	1			2				
Antigua and Barbuda				1				
Argentina	55		1					
Armenia	3			1				1
Australia	44	1	3					
Austria	16		2		1			
Azerbaijan	2			2				
Bahamas				1				
Bahrain				1				
Bangladesh	22			13		1		1
Barbados				1				
Belarus	4		1	11				2
Belgium	24		2				1	
Belize								
Benin	1							
Bolivia, Plurinational State of				5				1
Bosnia and Herzegovina	1		3	5			1	1
Botswana	1			1	1			
Brazil	58	1	3	3				1
Brunei Darussalam				1				
Bulgaria	9		2	2				2
Burkina Faso	7	1						
Burundi								
Cambodia				1				

Table A10. Member State participation in selected Agency activities (cont.)

Member State	No. of research contracts and agreements	No. of Collaborating Centres	Services provided to Member States					
			ALMERA	Dosimetry audits for radiotherapy <sup>a</sup>	Plant irradiation services	QUANUM <sup>b</sup>	QUAADRIL <sup>b</sup>	QUATRO <sup>b</sup>
Cameroon	6			2				
Canada	36		3					
Central African Republic								
Chad								
Chile	16			19		1		1
China	94		3	303				1
Colombia	9			52				
Congo								
Costa Rica	5	1	1	4				2
Côte d'Ivoire					2			
Croatia	11		2	7				1
Cuba	22		3	9				
Cyprus			1	2				1
Czech Republic	20		1					3
Dem. Rep. of the Congo								
Denmark	3		1					
Djibouti								
Dominica								
Dominican Republic				9				
Ecuador	2			12				
Egypt	25		1	12				
El Salvador				4				2
Eritrea								
Estonia	6		1	2				1
Ethiopia	7		1	1				
Fiji								
Finland	9		1					

Table A10. Member State participation in selected Agency activities (cont.)

Member State	No. of research contracts and agreements	No. of Collaborating Centres	Services provided to Member States					
			ALMERA	Dosimetry audits for radiotherapy <sup>a</sup>	Plant irradiation services	QUANUM <sup>b</sup>	QUAADRIL <sup>b</sup>	QUATRO <sup>b</sup>
France	42		5					
Gabon								
Georgia	4			5				1
Germany	63		3		1			
Ghana	12			3				
Greece	16		5	2				2
Guatemala	5			5				1
Guyana				1				
Haiti								
Holy See								
Honduras				5				1
Hungary	16	1	2	11				2
Iceland			1					
India	79	1	3	149				
Indonesia	28		1	15		1		3
Iran, Islamic Republic of	11		1	3				
Iraq	1		1	4	1			
Ireland			1					
Israel	5		1	8				8
Italy	56	2	8					
Jamaica	5		1	3				
Japan	52	1	1					
Jordan	8		1	2				
Kazakhstan	5		1	19				1
Kenya	15		1	4	2			
Korea, Republic of	41		2					
Kuwait	3		1					

Table A10. Member State participation in selected Agency activities (cont.)

Member State	No. of research contracts and agreements	No. of Collaborating Centres	Services provided to Member States					
			ALMERA	Dosimetry audits for radiotherapy <sup>a</sup>	Plant irradiation services	QUANUM <sup>b</sup>	QUAADRIL <sup>b</sup>	QUATRO <sup>b</sup>
Kyrgyzstan			1	1				
Lao People's Dem. Rep.					1			
Latvia	1		1	3				1
Lebanon	2		1	9				
Lesotho								
Liberia								
Libya				3				
Liechtenstein								
Lithuania	3		3	5				1
Luxembourg			1					
Madagascar	2		1	2	1			
Malawi								
Malaysia	24	1	1	23		1	1	1
Mali	2			1				
Malta				2				
Marshall Islands								
Mauritania				1				
Mauritius	3			1				
Mexico	23	1	3	59		1		1
Monaco								
Mongolia	5		1	1	1			1
Montenegro	2		1	1				1
Morocco	15		1	18				1
Mozambique	1							
Myanmar	3		1	3				
Namibia	2			1	1			
Nepal	1			4	1			

Table A10. Member State participation in selected Agency activities (cont.)

Member State	No. of research contracts and agreements	No. of Collaborating Centres	Services provided to Member States					
			ALMERA	Dosimetry audits for radiotherapy <sup>a</sup>	Plant irradiation services	QUANUM <sup>b</sup>	QUAADRIL <sup>b</sup>	QUATRO <sup>b</sup>
Netherlands	14	1	2					
New Zealand	7		1					
Nicaragua				1				
Niger	6							
Nigeria	5			8	1			
Norway	4		2					
Oman				1	2			
Pakistan	44		1	13				1
Palau								
Panama	1		1	4				1
Papua New Guinea				1				
Paraguay				3				
Peru	12		1	16				
Philippines	17	1	1	31				1
Poland	36		4	6				7
Portugal	11		1					
Qatar			1	1				1
Republic of Moldova				1				
Romania	10		3	22				2
Russian Federation	49		3	89				1
Rwanda								
San Marino								
Saudi Arabia	4	1	3	8				1
Senegal	8			1				
Serbia	7		3	7				2
Seychelles								
Sierra Leone								1



Table A10. Member State participation in selected Agency activities (cont.)

Member State	No. of research contracts and agreements	No. of Collaborating Centres	Services provided to Member States					
			ALMERA	Dosimetry audits for radiotherapy <sup>a</sup>	Plant irradiation services	QUANUM <sup>b</sup>	QUAADRIL <sup>b</sup>	QUATRO <sup>b</sup>
Singapore	10		1					
Slovakia	8		3	1				2
Slovenia	10		1	1				2
South Africa	33		3	41				5
Spain	28	1	2		2			
Sri Lanka	9		1	7	1	1		1
Sudan	1			2				
Swaziland								
Sweden	14		2					
Switzerland	8		3					
Syrian Arab Republic	8		1	1				
Tajikistan	1			1				
Thailand	27		2			2		2
The former Yugoslav Republic of Macedonia	7		1	19				1
Togo								
Trinidad and Tobago				3				
Tunisia	8		1	9				
Turkey	14		2	36				
Uganda	6			1				
Ukraine	23		1	49				
United Arab Emirates	1		2	2			1	
United Kingdom	55		4		4			
United Republic of Tanzania	7			1				
United States of America	130	1	6		1			
Uruguay	14		1	9				
Uzbekistan	1			12				

Table A10. Member State participation in selected Agency activities (cont.)

Member State	No. of research contracts and agreements	No. of Collaborating Centres	Services provided to Member States					
			ALMERA	Dosimetry audits for radiotherapy <sup>a</sup>	Plant irradiation services	QUANUM <sup>b</sup>	QUAADRIL <sup>b</sup>	QUATRO <sup>b</sup>
Vanuatu								
Venezuela, Bolivarian Republic of	2		2	45				1
Viet Nam	18			17				2
Yemen	1			1				
Zambia	6		1	1				1
Zimbabwe	2			2				

**Note:** ALMERA — Analytical Laboratories for the Measurement of Environmental Radioactivity; QUANUM — Quality Assurance in Nuclear Medicine; QUAADRIL — Quality Assurance Audit for Diagnostic Radiology Improvement and Learning; QUATRO — Quality Assurance Team for Radiation Oncology.

<sup>a</sup> As of the end of 2015.

<sup>b</sup> From 2005 to 2015.

**Table A11. Knowledge Management Assist Visit (KMAV) missions in 2015**

Type	Organization/nuclear power plant	Country
KMAV	Nuclear Power Production and Development Company (NPPD)	Iran, Islamic Republic of
KMAV	Smolenskaya nuclear power plant	Russian Federation
KMAV	Ringhals nuclear power plant	Sweden

**Table A12. Emergency Preparedness Review (EPREV) missions in 2015**

Type	Country
EPREV	Ghana
EPREV	Jamaica
EPREV	Kenya
EPREV	Nigeria
EPREV	United Arab Emirates
EPREV preparatory mission	Hungary

**Table A13. Integrated Regulatory Review Service (IRRS) missions in 2015**

Type	Country
IRRS	Armenia
IRRS	Croatia
IRRS	Hungary
IRRS	India
IRRS	Indonesia
IRRS	Ireland
IRRS	Malta
IRRS	United Republic of Tanzania
IRRS follow-up	Finland
IRRS follow-up	Slovakia
IRRS follow-up	Switzerland
IRRS follow-up	United Arab Emirates

**Table A14. Operational Safety Review Team (OSART) missions in 2015**

Type	Location/nuclear power plant	Country
OSART	Bruce B	Canada
OSART	Dampierre	France
OSART	Kashiwazaki-Kariwa Units 6&7	Japan
OSART	Chashma 1	Pakistan
OSART	Novovoronezh Unit 5	Russian Federation
OSART	Sizewell B	United Kingdom
OSART Corporate follow-up	CEZ Corporate	Czech Republic
OSART follow-up	Chooz B	France
OSART follow-up	Clinton	United States of America

**Table A15. Integrated Safety Assessment of Research Reactors (INSARR) missions in 2015**

Type	Location/research reactor	Country
INSARR	TR-2 research reactor	Turkey
INSARR follow-up	Lena research reactor	Italy
INSARR follow-up	Triga Mark II	Slovenia
Pre-INSARR	RPI	Portugal

**Table A16. Safety expert missions for research reactors based on the INSARR methodology in 2015**

Type	Country
Safety mission	China, Islamic Republic of Iran, Jamaica, Jordan, Peru, Uzbekistan

**Table A17. Safety Aspects of Long Term Operation (SALTO) missions in 2015**

Type	Location/nuclear power plant	Country
SALTO	Tihange 1	Belgium
SALTO	Qinshan	China
SALTO	Laguna Verde	Mexico
SALTO	Koeberg	South Africa

**Table A18. Safety Assessment Review (SAR) service missions in 2015**

Type	Location/design	Country
GRSR	CAP1400	China
GRSR	ACP1000	China
GRSR	ACP100	China
SAAP	Kuala Lumpur	Malaysia

**Table A19. Education and Training Review Service (ETReS) missions in 2015**

Type	Country
ETReS	Philippines
ETReS	Thailand

**Table A20. Site and External Events Design (SEED) missions in 2015**

Type	Country
SEED	Bangladesh
SEED	Jordan
SEED	Thailand
SEED	Viet Nam

**Table A21. Occupational Radiation Protection Appraisal Service (ORPAS) missions in 2015**

Type	Country
ORPAS	Ecuador
ORPAS	United Arab Emirates
Pre-ORPAS	Ecuador
Pre-ORPAS	Ghana

**Table A22. Advisory missions in 2015**

Type	Country
Regulatory infrastructure for the control of radioactive sources	Bosnia and Herzegovina, Lao People's Democratic Republic, Papua New Guinea, Uruguay
Review of progress of planning for decommissioning of the Bandung research reactor and the implementation of Project INS/9/024	Indonesia
International peer review of mid- and long term roadmaps towards the decommissioning of TEPCO Fukushima Daiichi nuclear power plant	Japan
Advisory mission to assess the current situation at uranium mining legacy sites in Kazakhstan	Kazakhstan
Coordination Group for Uranium Legacy Sites (CGULS) Minkush working group — First review of remediation concept for Minkush site, Kyrgyzstan, held between Rosatom, the EC and the Agency	Kyrgyzstan
Advisory mission to provide technical advice to develop capacity needed in dealing with accidents involving radioactive sources, including remediation and radioactive waste management	Singapore

**Table A23. International Physical Protection Advisory Service (IPPAS) missions in 2015**

Type	Country
IPPAS	Canada
IPPAS	Japan
IPPAS	New Zealand
IPPAS	Norway

**Table A24. Education and Training Appraisal (EduTA) missions in 2015**

Type	Country
EduTA	Israel
EduTA	Lithuania
EduTA follow-up	Greece